



# Monterey Bay Aquarium Seafood Watch

Environmental sustainability assessment of wild-caught blue swimming crab from Vietnam caught using bottom gillnet, pots, set gillnets, and traps



© Scandposters

**Species:** Blue swimming crab (*Portunus pelagicus*)  
**Location:** Vietnam: Gulf of Thailand  
**Gear:** Bottom gillnet, Pots, Set gillnets, Traps  
**Type:** Wild Caught  
**Author:** Seafood Watch  
**Published:** August 7, 2023  
**Report ID:** 27948

## Table of Contents

Table of Contents	2
About Seafood Watch	3
Guiding Principles	4
Summary	5
Final Seafood Recommendations	6
Introduction	8
Criterion 1: Impacts on the species under assessment	15
Criterion 1 Summary	15
Criterion 1 Assessments	15
Criterion 2: Impacts on Other Species	20
Criterion 2 Summary	21
Criterion 2 Assessment	26
Criterion 3: Management Effectiveness	50
Criterion 3 Summary	50
Criterion 3 Assessment	51
Criterion 4: Impacts on the Habitat and Ecosystem	55
Criterion 4 Summary	55
Criterion 4 Assessment	55
Acknowledgements	60
References	61
Appendix A: Review Schedule	63
Appendix B: 2023 Update Summary	64

## **About Seafood Watch**

Monterey Bay Aquarium's Seafood Watch program evaluates the environmental sustainability of wild-caught and farmed seafood commonly found in the United States marketplace. Seafood Watch defines sustainable seafood as originating from sources, whether wild-caught or farmed, which can maintain or increase production in the long-term without jeopardizing the structure or function of affected ecosystems. The program's goals are to raise awareness of important ocean conservation issues and empower seafood consumers and businesses to make choices for healthy oceans.

Seafood Watch's science-based ratings are available at [www.SeafoodWatch.org](http://www.SeafoodWatch.org). Each rating is supported by a Seafood Watch assessment, in which the fishery or aquaculture operation is evaluated using the Seafood Watch standard.

Seafood Watch standards are built on our guiding principles, which outline the necessary environmental sustainability elements for fisheries and aquaculture operations. The guiding principles differ across standards, reflecting the different impacts of fisheries and aquaculture.

- Seafood rated Best Choice comes from sources that operate in a manner that's consistent with our guiding principles. The seafood is caught or farmed in ways that cause little or no harm to other wildlife or the environment.
- Seafood rated Good Alternative comes from sources that align with most of our guiding principles. However, one issue needs substantial improvement, or there's significant uncertainty about the impacts on wildlife or the environment.
- Seafood rated Avoid comes from sources that don't align with our guiding principles. The seafood is caught or farmed in ways that have a high risk of causing harm to wildlife or the environment. There's a critical conservation concern or many issues need substantial improvement.

Each assessment follows an eight-step process, which prioritizes rigor, impartiality, transparency and accessibility. They are conducted by Seafood Watch scientists, in collaboration with scientific, government, industry and conservation experts and are open for public comment prior to publication. Conditions in wild capture fisheries and aquaculture operations can change over time; as such assessments and ratings are updated regularly to reflect current practice.

More information on Seafood Watch guiding principles, standards, assessments and ratings are available at [www.SeafoodWatch.org](http://www.SeafoodWatch.org).

## **Guiding Principles**

Seafood Watch defines sustainable seafood as originating from sources, whether fished<sup>1</sup> or farmed, that can maintain or increase production in the long term without jeopardizing the structure or function of affected ecosystems.

The following guiding principles illustrate the qualities that fisheries must possess to be considered sustainable by the Seafood Watch program (these are explained further in the Seafood Watch Standard for Fisheries):

- Follow the principles of ecosystem-based fisheries management.
- Ensure all affected stocks are healthy and abundant.
- Fish all affected stocks at sustainable levels.
- Minimize bycatch.
- Have no more than a negligible impact on any threatened, endangered, or protected species.
- Managed to sustain the long-term productivity of all affected species.
- Avoid negative impacts on the structure, function, or associated biota of aquatic habitats where fishing occurs.
- Maintain the trophic role of all aquatic life.
- Do not result in harmful ecological changes such as reduction of dependent predator populations, trophic cascades, or phase shifts.
- Ensure that any enhancement activities and fishing activities on enhanced stocks do not negatively affect the diversity, abundance, productivity, or genetic integrity of wild stocks.

These guiding principles are operationalized in the four criteria in this standard. Each criterion includes:

- Factors to evaluate and score
- Guidelines for integrating these factors to produce a numerical score and rating

Once a rating has been assigned to each criterion, Seafood Watch develops an overall recommendation. Criteria ratings and the overall recommendation are color coded to correspond to the categories on the Seafood Watch pocket guides and online guide:

**Best Choice/Green:** Buy first; they're well managed and caught or farmed responsibly.

**Good Alternative/Yellow:** Buy, but be aware there are concerns with how they're caught, farmed or managed.

**Avoid/Red:** Take a pass on these for now; they're caught or farmed in ways that harm other marine life or the environment.

---

<sup>1</sup> "Fish" is used throughout this document to refer to finfish, shellfish and other invertebrates

## **Summary**

This report includes recommendations for blue swimming crab (*Portunus pelagicus*), which is a large-bodied, benthic crustacean caught in Vietnam by two types of crab traps: pots and Chinese traps (discussed here as “traps unspecified”), and by bottom-set gillnets/crab tangle nets. The fishery occurs in the Kien Giang Province (south of the Mekong Delta) in the Gulf of Thailand.

The most recent stock assessment for the Vietnam blue swimming crab fishery from 2018 showed that the biomass was 3.05 thousand tons; however, no biological reference points were defined, and immature crabs made up 46.39% of the catch. Therefore, a productivity-susceptibility analysis (PSA) was conducted for this report, which suggested a high inherent vulnerability. Because of that result and the unknown stock abundance, blue swimming crab has an overall abundance score of high concern. Overfishing is also occurring ( $F_{\text{CURR}}/F_{\text{MSY}} = 1.25$ ) and is considered a high concern.

Both the gillnet and Chinese trap fisheries typically have high bycatch levels and have the potential to catch some species of concern (e.g., sharks, rays, sea turtles, dugong). Brownbanded bamboo shark, red stingray, sharpnose stingray, and sea turtles limit the Criterion 2 score for the gillnet fishery, and spineless cuttlefish limits the score for the Chinese trap fishery.

A crab management plan is in place for Vietnam blue swimming crab, which lays out the harvest control strategy and supporting tools. But, existing management measures (in particular, the minimum landing size and the closed season) are not being applied systematically, so national policy is seeking to promote a community comanagement structure between government and the community fishers, to share the responsibility and authority for blue swimming crab management. Because evidence must be provided that the implementation of the harvest control strategy and supporting tools will be effective to allow the rebuilding strategy to work, and because a minimum landing size may not be entirely appropriate for this fishery, management is considered ineffective. Further, there was no bycatch management strategy in place, and the enforcement of existing management regulations was poor; hence, these factors were scored as ineffective.

The Vietnam blue swimming crab fishery has an overall moderate impact on ocean habitats and ecosystems. Though there are no gear-specific modifications to reduce impacts to the seafloor, there are a number of closed areas/seasons, which serve to decrease the impact of blue swimming crab fishing gear on the ecosystem. Overall, the blue swimming crab gillnet and pot/trap fisheries in Vietnam are rated Red or Avoid.

## **Final Seafood Recommendations**

SPECIES   FISHERY	C 1	C 2	C 3	C 4	OVERALL	VOLUME (MT) YEAR
	TARGET SPECIES	OTHER SPECIES	MANAGEMENT	HABITAT		
Blue swimming crab   Gulf of Siam (Gulf of Thailand)   Pacific, Western Central   Gillnets and entangling nets   Vietnam	1.000	1.000	1.000	3.000	<b>Avoid (1.316)</b>	Unknown
Blue swimming crab   Gulf of Siam (Gulf of Thailand)   Pacific, Western Central   Pots   Vietnam	1.000	1.732	1.000	3.000	<b>Avoid (1.510)</b>	Unknown
Blue swimming crab   Gulf of Siam (Gulf of Thailand)   Pacific, Western Central   Traps   Vietnam	1.000	1.732	1.000	3.000	<b>Avoid (1.510)</b>	Unknown

### **Summary**

Blue swimming crab (*Portunus pelagicus*) is a large-bodied, benthic crustacean common throughout the Indo-Pacific. This report covers blue swimming crab caught in Vietnam by two types of crab trap: normal (pot) and Chinese trap ("trap unspecified"), and by bottom-set gillnet/crab tangle net in the Kien Giang Province (south of the Mekong Delta) in the Gulf of Thailand.

The Red rating for blue swimming crab fisheries in Vietnam is driven by high conservation concerns over stock status, impacts on ray, sea turtle, and shark populations, and management of the fisheries' impacts on crab populations.

## Scoring Guide

Scores range from zero to five where zero indicates very poor performance and five indicates the fishing operations have no significant impact.

Final Score = geometric mean of the four Scores (Criterion 1, Criterion 2, Criterion 3, Criterion 4).

**Best Choice/Green** = Final Score >3.2, and no Red Criteria, and no Critical scores

**Good Alternative/Yellow** = Final score >2.2-3.2, and neither Harvest Strategy (Factor 3.1) nor Bycatch Management Strategy (Factor 3.2) are Very High Concern<sup>2</sup>, and no more than one Red Criterion, and no Critical scores

**Avoid/Red** = Final Score ≤2.2, or either Harvest Strategy (Factor 3.1) or Bycatch Management Strategy (Factor 3.2) is Very High Concern or two or more Red Criteria, or one or more Critical scores.

---

<sup>2</sup> Because effective management is an essential component of sustainable fisheries, Seafood Watch issues an Avoid recommendation for any fishery scored as a Very High Concern for either factor under Management (Criterion 3).

# Introduction

## Scope of the analysis and ensuing recommendation

This report includes recommendations for blue swimming crab (*Portunus pelagicus*), a large-bodied, benthic crustacean caught in Vietnam by two types of crab trap: normal (pot) and Chinese trap (trap unspecified), and by bottom-set gillnet/crab tangle net. The fishery occurs in the Kien Giang Province (south of the Mekong Delta) in the Gulf of Thailand.

## Species Overview

Blue swimming crab is a brachyuran crab in the Portunidae family. Crabs from this family are usually recognized by their flat, disc-shaped hind legs, which are used as paddles for swimming, and by the nine spikes (aka horns) along their carapace on either side of their eyes (GWA DOF 2011). Males are bright blue in color with white spots and with characteristically long chelipeds; females are a duller green/brown, with a more rounded carapace (BFAR 2012). Spawning occurs year-round, with the main spawning season in Vietnam from February to April and the peak spawning season in March (Ha et al. 2014). Female blue crabs mate only during molting, and the male crabs carry and protect them until molting and mating occurs. Blue swimming crab is common throughout the Indo-Pacific in inshore and continental shelf habitats, including sand, mud, algae, and seagrass near reefs and mangrove areas; it is found in the intertidal zone to depths of 70 m (Ingles 1996)(Germano et al. 2006). Blue swimming crab is a focal point of fishing industries in the region, such as in Indonesia, the Philippines, Vietnam, Cambodia, Malaysia, Thailand, India, and Sri Lanka (Figure 1) (Germano et al. 2006)(Crech et al. 2016)(FAO 2022). In Vietnam, blue swimming crab is distributed throughout the coastal waters from north to south and aggregated densely in Kien Giang Province waters {Ha et al. 2014}. The species matures quickly (in about 1 year), has a short lifespan (about 3 years), and is a partial brooder (Josileen and Menon 2007)(Kangas 2000). Blue swimming crab in Vietnam is exploited year-round, with the main fishing season occurring from April to August (Ha et al. 2014).

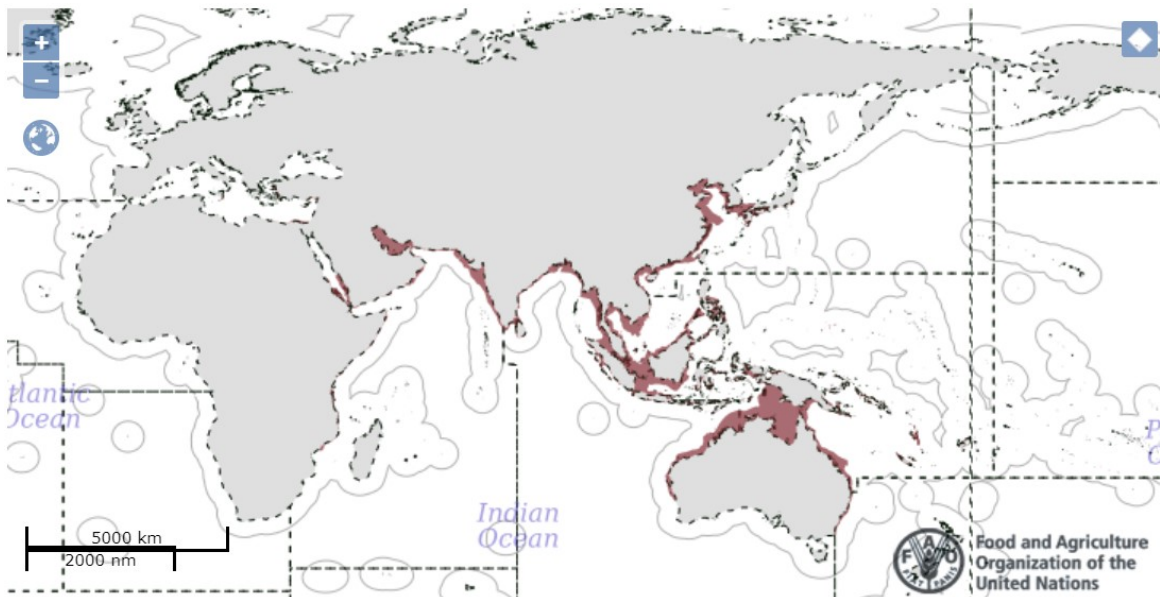


Figure 1: Global distribution of blue swimming crab. Taken from (FAO 2022).

### Fishery locations and gear

The blue swimming crab fisheries in Kien Giang Province waters are restricted to the districts of Ha Tien, Kien Luong, Hon Dat, and Phu Quoc Island (Ha et al. 2014). Blue swimming crab fishing grounds extend from the coast to 30 m depth, and differ among fishing fleets (Ha et al. 2014). The majority of blue swimming crab fishing boats are equipped with a small engine (20 to 90 hp); crab traps (normal and Chinese) and bottom-set gillnets are the main fishing gears used. Gillnet panels are set in 10-km-long sets for boats with <20 hp engines, and up to 45 km long for fishing boats equipped with larger engines. Mesh sizes vary between 70 and 90 mm (Ha et al. 2014). Two different types of crab traps are used in the Vietnam blue swimming crab fishery: normal traps (Figure 2) and Chinese traps (Figure 3). Normal traps are a single crab trap with a larger mesh size, whereas Chinese traps are 12 traps linked together that have a quite small mesh size. Chinese traps are not covered in the fishery improvement plan's scope, but their use is of great concern because of their serious impact on the blue swimming crab stock {Poseidon ARM Ltd. 2015a} (pers. comm., T. Nguyen, July 4, 2016).



Figure 2: Normal crab trap used in the Vietnam blue swimming crab fishery. Photo from Thuy Nyugen.



Figure 3: Chinese crab trap used in the Vietnam blue swimming crab fishery. Photo from Thuy Nyugen.

The bottom-set gillnet fishing fleet (<20 hp) mainly occurs on the coast of the Kien Luong district, the Ham Ninh–Bai Bon villages, and the southern region of the island of Phu Quoc, from An Thoi to northwest of the Nam Du archipelago (Figure 4, left) {Ha et al. 2015}. Fleets >20 hp have wider fishing areas, covering most of the north (Nam Du Island to the Hai Tac archipelago), the historical waters of Vietnam-Cambodia, and the western region of Phu Quoc island (Figure 4, right). Crab trap fleets operate in the Ham Ninh–Bai Bon area, the Kien Luong coast, and around Hon Tre Island (Figure 5) {Ha et al. 2015}. Because the gillnets that are used closely resemble entangling nets, they have been categorized as “gillnets and entangling nets” in this assessment.

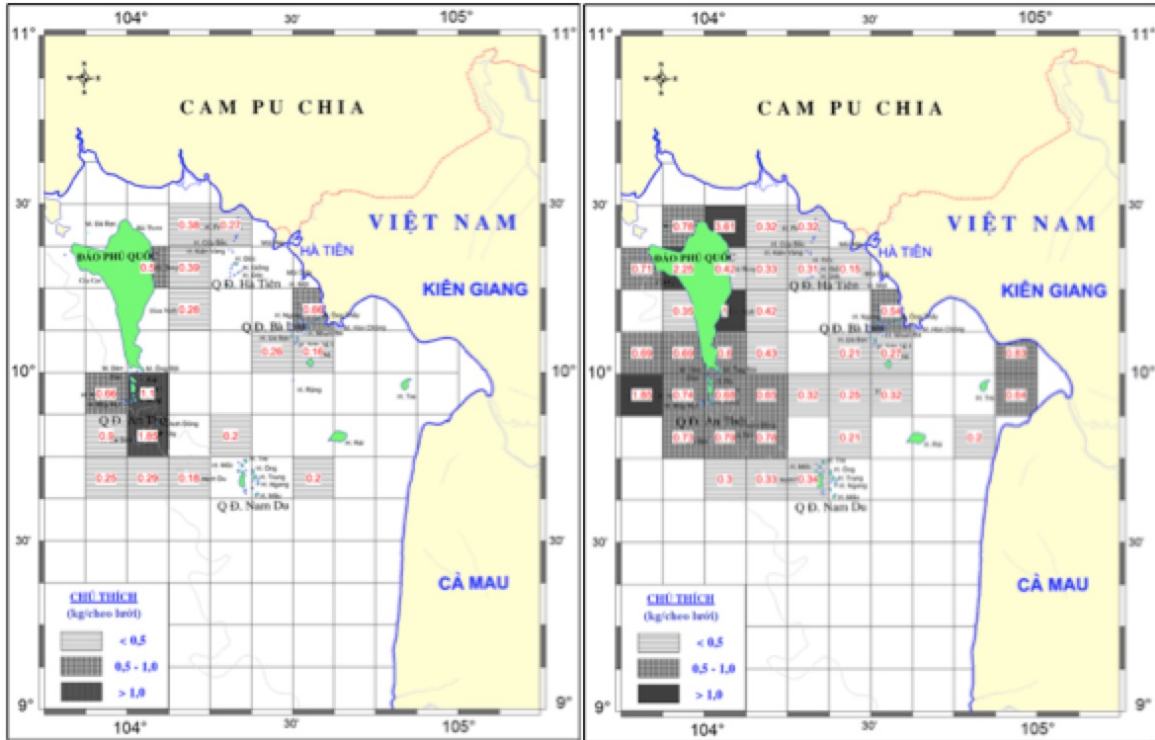


Figure 4: Bottom-set gillnet fishing grounds in Kien Giang Province, Vietnam in 2013 (left: fleet <20 hp; right: fleet >20 hp). From {Ha et al. 2015}.

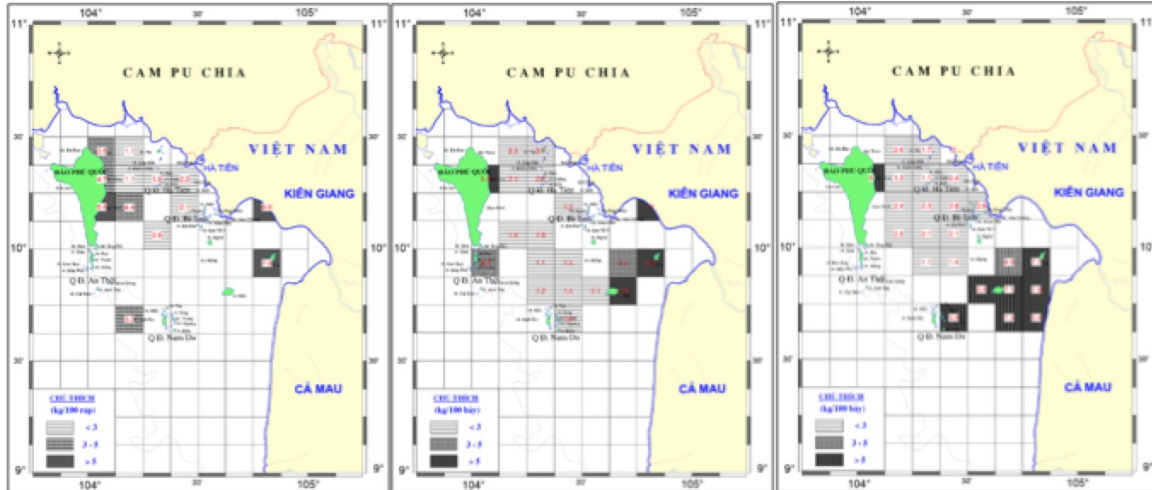


Figure 5: Normal trap and Chinese trap fishing grounds in Kien Giang Province, Vietnam in 2013 (left: trap fleet <20 hp; middle: Chinese trap fleet <20 hp; Right: Chinese trap fleet >20 hp. From {Ha et al. 2015}).

#### History of the blue swimming crab fishery

Until 2014, the Vietnam blue swimming crab fishery had been heavily exploited, with a limited amount of management regulations applicable in law, as well as a limited level of control applied to the fishery (Poseidon ARM Ltd. 2015b). Management measures based on stock assessments/reference points have not been utilized in any fishery in Vietnam. Until recently, fisheries management decisions were made based on closing seasons and the size limitations of target species, or nets (Ha et al. 2014). For example, fishing for blue swimming crab was banned between April 1 and June 30 every year in coastal areas, and the minimum harvest size was 100 mm carapace width (CW) (Poseidon ARM Ltd. 2015b).

#### Management

There is no unified worldwide body that manages fisheries for blue swimming crab. Instead, each country has its individual management system. In Vietnam, the Ministry of Agriculture (MARD) is responsible for preparing the underlying Fisheries Legislation, with proposed management tools set for the various fisheries (Poseidon ARM Ltd. 2015b). The Department of Agriculture and Rural Development (DARD) in Kien Giang Province is responsible for the regional implementation of management measures (Poseidon ARM Ltd. 2015b). The Crab Advisory Council (CAC), which includes all stakeholders, is responsible for coordinating research and providing advice to DARD (Poseidon ARM Ltd. 2015b).

#### Fishery improvement plan (FIP)

In 2010, the Vietnam blue swimming crab FIP was initiated by a partnership of Vietnamese blue swimming crab processor companies (Vietnam Association of Seafood Exporters and Processors [VASEP] Crab Council), the World Wildlife Fund–Greater Mekong, and the fishery consultancy Poseidon, to address sustainability requirements by overseas customers and blue swimming crab as a depleted resource (NFICC 2016). The group initiated a Marine Stewardship Council (MSC) pre-assessment, which identified the fishery as a medium risk and prompted the creation of an FIP scoping document that includes potential strategies for addressing the deficiencies identified in the pre-assessment {Poseidon 2015a}. Implementation of FIP

activities began in September 2010, after the Action Plan was finalized (NFICC 2016). The FIP covered the region of the Kien Giang Province. The FIP was declared inactive in 2020 because of an inability to implement and enforce meaningful regulation (Fishery Progress 2023).

**Production Statistics**

The increasing global demand for blue swimming crab and its wide distribution throughout the Indo-Pacific makes it an important species for a number of countries (Creech 2013)(FAO 2016a), and there has been a steady increase in global supply since the 1960s until 2018, after which global production has slightly declined (Figure 6) (FAO 2022b). In 2020, the total global production of blue swimming crab was 251,915 tonnes (live weight)(FAO 2022). The contribution of Vietnam to global production is unknown.

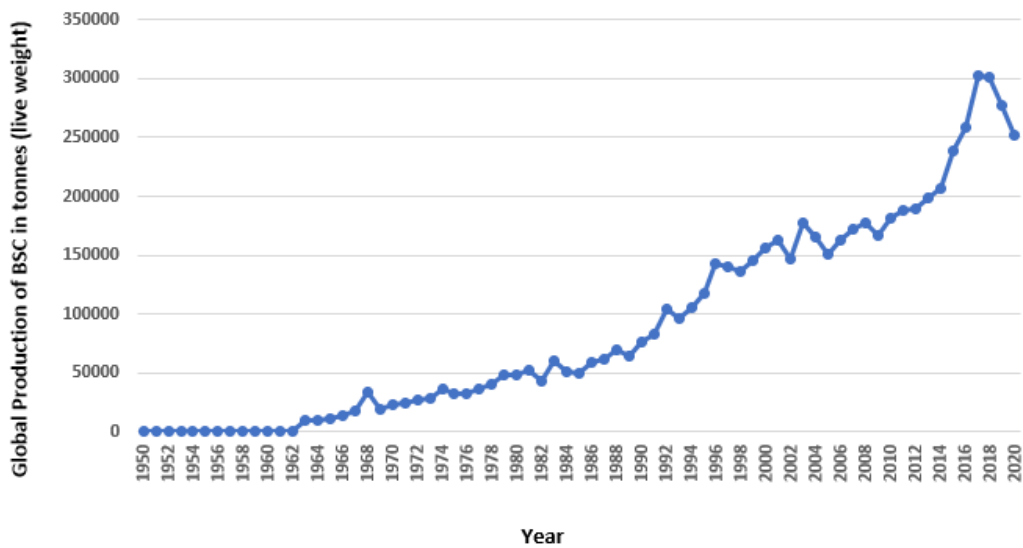


Figure 6: Global production of blue swimming crab in tonnes (live weight). Taken from (FAO 2022b).

**Importance to the US/North American market.**

The United States is an important export destination for pasteurized crabmeat, so the U.S. market drives global blue swimming crab demand (BFAR 2012). Imports of portunid crabs (species not identified) from Vietnam into the United States were relatively steady until 2015, where there was a marked increase, after which imports have remained high (Figure 7) (NMFS 2022b). Vietnam is the fourth-ranked major supplier of portunid crab imports to the United States, after Indonesia, the Philippines, and China (Figure 8) (NMFS 2022).

In 2021, 2,342.57 tonnes of portunid crab were imported into the United States from Vietnam, with a value of about USD49.4 million, which represent 9% of portunid crab U.S. imports by volume and 8% by value (NMFS 2022).

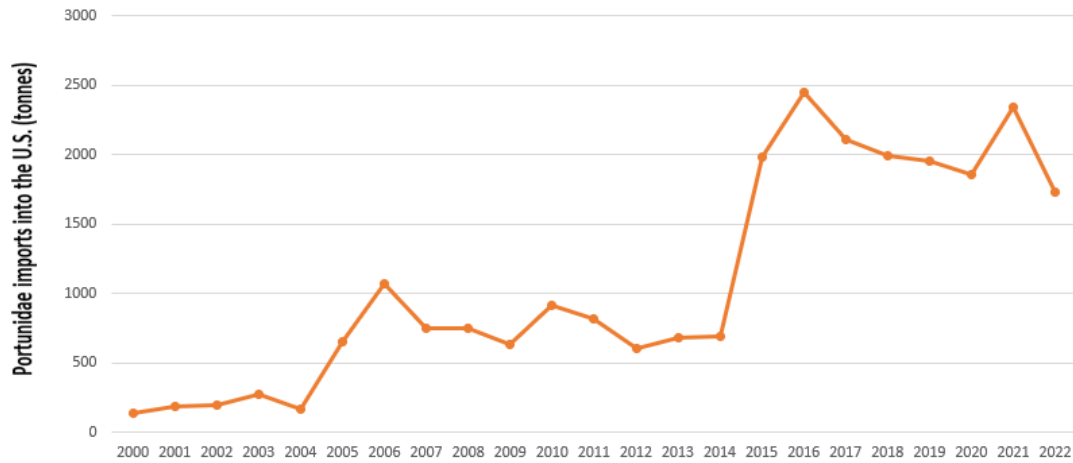


Figure 7: Portunidae (swimming crab) imports into the United States from Vietnam by weight (tonnes), from 2000 to 2022. Data from (NMFS 2022b).

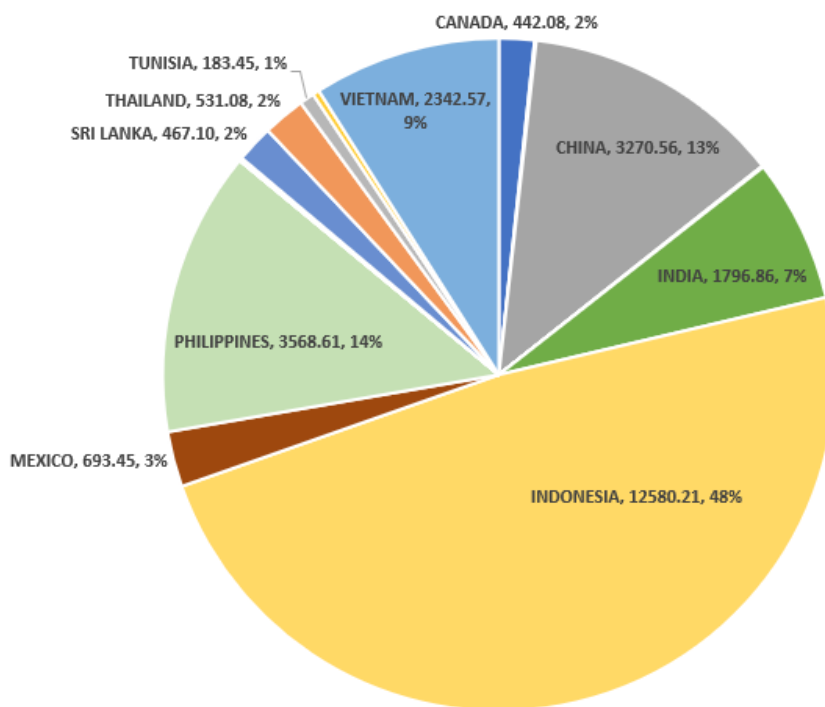


Figure 8: Global portunid crab imports into the United States by weight (tonnes) in 2021. Data from (NMFS 2022).

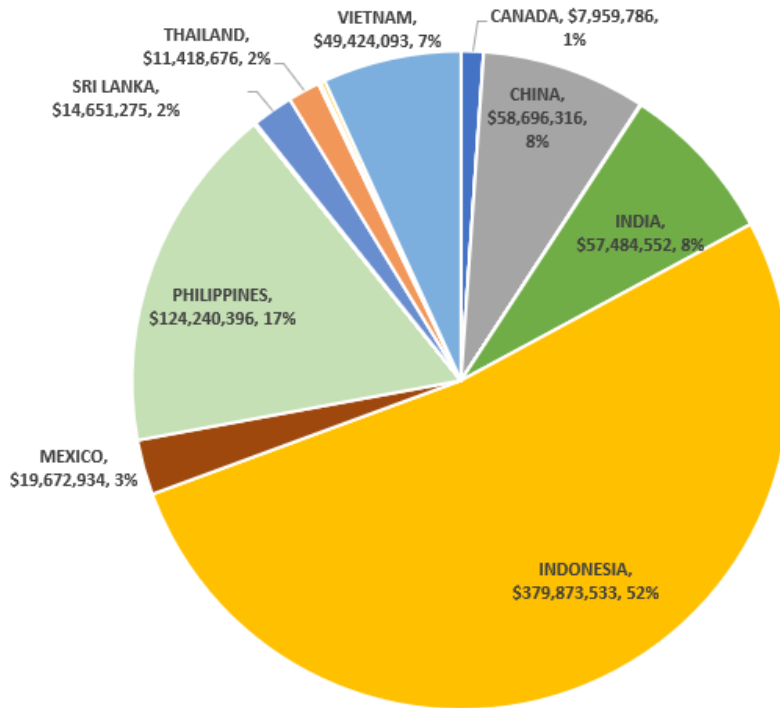


Figure 9: Global portunid crab imports into the United States by value (USD) in 2021. Data from (NMFS 2022).

**Common and market names.**

Blue swimming crab is also known as flower crab, blue crab, blue swimmer crab, blue manna crab, horse crab, sand crab, swimming crab (GWA DOF 2011)(FDA 2016){Fishsource 2016}.

**Primary product forms**

Portunid crabs are sold interchangeably, and these species can include red swimming crab, blue swimming crab, and others, such as *Portunis sanguinolentus* and *P. trituberculatus* (Lai et al. 2010)(Sea Fare Group 2011). Blue swimming crab is exported by seafood companies as fresh, frozen, and canned products. Fresh crab is exported either as “head on” or “cut crab” products. Cut crabs are processed by removing the top shell, guts, and gills, then brushed clean and cut into two sections. Canned crab is a pasteurized product that involves picking the meat from boiled crabs. Crabmeat is graded according to type and size. Grades include colossal, jumbo, B jumbo, flower, lump, special, claw, B claw, and finger. Canned crab products include the designations fancy, special, jumbo lump, back fin, lump, white, and claw (Creech 2013).

## Assessment

This section assesses the sustainability of the fishery(s) relative to the Seafood Watch Standard for Fisheries, available at [www.seafoodwatch.org](http://www.seafoodwatch.org). The specific standard used is referenced on the title page of all Seafood Watch assessments.

### Criterion 1: Impacts on the species under assessment

*This criterion evaluates the impact of fishing mortality on the species, given its current abundance. When abundance is unknown, abundance is scored based on the species' inherent vulnerability, which is calculated using a Productivity-Susceptibility Analysis. The final Criterion 1 score is determined by taking the geometric mean of the abundance and fishing mortality scores. The Criterion 1 rating is determined as follows:*

- **Score >3.2=Green or Low Concern**
- **Score >2.2 and ≤3.2=Yellow or Moderate Concern**
- **Score ≤2.2 = Red or High Concern**

*Rating is Critical if Factor 1.3 (Fishing Mortality) is Critical.*

#### Guiding principles

- *Ensure all affected stocks are healthy and abundant.*
- *Fish all affected stocks at sustainable level*

### Criterion 1 Summary

BLUE SWIMMING CRAB			
REGION / METHOD	ABUNDANCE	FISHING MORTALITY	SCORE
Gulf of Siam (Gulf of Thailand)   Pacific, Western Central   Gillnets and entangling nets   Vietnam	1.000: High Concern	1.000: High Concern	Red (1.000)
Gulf of Siam (Gulf of Thailand)   Pacific, Western Central   Pots   Vietnam	1.000: High Concern	1.000: High Concern	Red (1.000)
Gulf of Siam (Gulf of Thailand)   Pacific, Western Central   Traps   Vietnam	1.000: High Concern	1.000: High Concern	Red (1.000)

### Criterion 1 Assessments

#### SCORING GUIDELINES

##### Factor 1.1 - Abundance

Goal: Stock abundance and size structure of native species is maintained at a level that does not impair recruitment or productivity.

- *5 (Very Low Concern) — Strong evidence exists that the population is above an appropriate target abundance level (given the species' ecological role), or near virgin biomass.*

- *3.67 (Low Concern) — Population may be below target abundance level, but is at least 75% of the target level, OR data-limited assessments suggest population is healthy and species is not highly vulnerable.*
- *2.33 (Moderate Concern) — Population is not overfished but may be below 75% of the target abundance level, OR abundance is unknown and the species is not highly vulnerable.*
- *1 (High Concern) — Population is considered overfished/depleted, a species of concern, threatened or endangered, OR abundance is unknown and species is highly vulnerable.*

### **Factor 1.2 - Fishing Mortality**

Goal: Fishing mortality is appropriate for current state of the stock.

- *5 (Low Concern) — Probable (>50%) that fishing mortality from all sources is at or below a sustainable level, given the species ecological role, OR fishery does not target species and fishing mortality is low enough to not adversely affect its population.*
- *3 (Moderate Concern) — Fishing mortality is fluctuating around sustainable levels, OR fishing mortality relative to a sustainable level is uncertain.*
- *1 (High Concern) — Probable that fishing mortality from all source is above a sustainable level.*

## **Blue swimming crab**

### **Factor 1.1 - Abundance**

**Gulf of Siam (Gulf of Thailand) | Pacific, Western Central | Gillnets and entangling nets  
| Vietnam**

**Gulf of Siam (Gulf of Thailand) | Pacific, Western Central | Pots | Vietnam**

**Gulf of Siam (Gulf of Thailand) | Pacific, Western Central | Traps | Vietnam**

#### **High Concern**

The 2018 stock assessment from Kien Giang Province indicates that the biomass of blue swimming crab was 3.05 thousand tons, but no biological reference point has been specified in this document (Ha et al. 2018). Further, immature crabs made up 46.39% of the catch (Ha et al. 2018), which shows that the fishery does not allow a high proportion of blue swimming crab to mature (and potentially spawn) before entering the fishery, thus indicating that the stock could be overfished. Because the stock is data-deficient, a productivity-susceptibility analysis (PSA) was calculated. The PSA score = 3.31 (see detailed scoring in Justification). Blue swimming crab is deemed to have a high vulnerability, based on the PSA scoring tool. This score, combined with an unknown stock abundance, causes blue swimming crab abundance in Vietnam to be considered a high concern.

#### **Justification:**

RIMF, Kien Giang Provincial People Committee (PPC) issued Decision no. 23/2015/QĐ-UBND on June 25, 2015 on managing blue swimming crab fishing activities and fisheries resources protection {Ha et al. 2016}. In this Decision, the minimum mesh size of blue swimming crab gillnets was increased to 120 mm, of normal traps to 50 mm, and of Chinese traps to 43 mm. The stock assessment results show that the catch per unit effort (CPUE) has gradually increased and that the average size of crabs caught is bigger than in 2013 and 2014 {Ha et al. 2016}. Blue swimming crab biomass in 2016 increased by 7.1% and 22.4% compared to 2015 and 2014, respectively. But compared to 2013, the biomass in 2016 was still 9.1% lower {Ha et al. 2016}.

Productivity-Susceptibility Analysis (if Applicable):

#### *Scoring Guidelines*

1) *Productivity score (P) = average of the productivity attribute scores (p1, p2, p3, p4 [finfish only], p5 [finfish only], p6, p7, and p8 [invertebrates only])*

2) *Susceptibility score (S) = product of the susceptibility attribute scores (s1, s2, s3, s4), rescaled as follows:  $S = (s1 \times s2 \times s3 \times s4 - 1) \div 40 + 1$ .*

3) *Vulnerability score (V) = the Euclidean distance of P and S using the following formula:  $V = \sqrt{(P^2 + S^2)}$*

<b>Productivity Attribute</b>	<b>Relevant Information</b>	<b>Score (1 = low, 2 = medium, 3 = high)</b>
Average age at maturity	Approx. 1 year (Josileen and Menon 2007)(Kangas 2000)	1
Average maximum age	Approx. 3 years (Josileen and Menon 2007)(Kangas 2000)	1
Fecundity	229,468 to 2,236,355 eggs/batch {Zairon et al. 2015}	1
Average maximum size (fish only)	—	—
Average size at maturity (fish only)	—	—
Reproductive strategy	Brooder	2
Trophic level	2.5 to 3.2 (first-level carnivore) {de Lestang et al. 2000}	2
Density dependence (invertebrates only)	—	—
<b>Total Productivity (average)</b>		<b>1.4</b>

\* Precautionary Lowest Score given, because no information on the likelihood of depensatory or compensatory dynamics is currently available.

<b>Susceptibility Attribute</b>	<b>Relevant Information</b>	<b>Score (1 = low, 2 = medium, 3 = high)</b>
<b>Areal overlap</b> (Considers all fisheries)	>30% overlap {Ha et al. 2015}	3
<b>Vertical overlap</b> (Considers all fisheries)	SFW default; high overlap w/fishing gear (target species) {Ha et al. 2015}	3
<b>Selectivity of fishery</b> (Specific to fishery under assessment)	Species is targeted and juveniles are retained {Ha et al. 2015}	3
<b>Post-capture mortality</b> (Specific to fishery under assessment)	Retained species {Ha et al. 2015}	3
<b>Total Susceptibility (multiplicative)</b>		<b>3</b>

The PSA score for blue swimming crab in Vietnamese gillnet and trap fisheries is calculated as follows:

$$\text{Vulnerability (V)} = \sqrt{P^2 + S^2}$$

$$V = \sqrt{(1.4^2 + 3^2)}$$

$$V = 3.31$$

## **Factor 1.2 - Fishing Mortality**

**Gulf of Siam (Gulf of Thailand) | Pacific, Western Central | Gillnets and entangling nets  
| Vietnam**

**Gulf of Siam (Gulf of Thailand) | Pacific, Western Central | Pots | Vietnam**

**Gulf of Siam (Gulf of Thailand) | Pacific, Western Central | Traps | Vietnam**

### **High Concern**

Using a Beverton and Holt yield per recruitment model,  $F_{\text{CURRENT}} = 1.0$  and  $F_{\text{MSY}} = 0.8$ , so  $F/F_{\text{MSY}} > 1$  (1.25), and fishing effort at the precautionary fisheries management ( $F_{0.1}$ ) = 0.6 {Ha et al. 2015}. This indicates that the Kien Giang Province blue swimming crab stock was undergoing overfishing (at 20% MSY and  $F_{0.1} = 40\%$ ). A more recent update indicates that  $E = 0.55$  in 2017; however, no biological reference points have been specified (Ha et al. 2018). These results combined cause fishing mortality to be considered a high concern.

## **Criterion 2: Impacts on Other Species**

*All main retained and bycatch species in the fishery are evaluated under Criterion 2. Seafood Watch defines bycatch as all fisheries-related mortality or injury to species other than the retained catch. Examples include discards, endangered or threatened species catch, and ghost fishing. Species are evaluated using the same guidelines as in Criterion 1. When information on other species caught in the fishery is unavailable, the fishery's potential impacts on other species is scored according to the Unknown Bycatch Matrices, which are based on a synthesis of peer-reviewed literature and expert opinion on the bycatch impacts of each gear type. The fishery is also scored for the amount of non-retained catch (discards) and bait use relative to the retained catch. To determine the final Criterion 2 score, the score for the lowest scoring retained/bycatch species is multiplied by the discard/bait score. The Criterion 2 rating is determined as follows:*

- **Score >3.2=Green or Low Concern**
- **Score >2.2 and ≤3.2=Yellow or Moderate Concern**
- **Score ≤2.2 = Red or High Concern**

*Rating is Critical if Factor 2.3 (Fishing Mortality) is Critical*

### **Guiding principles**

- *Ensure all affected stocks are healthy and abundant.*
- *Fish all affected stocks at sustainable level.*
- *Minimize bycatch.*

## Criterion 2 Summary

### Criterion 2 score(s) overview

This table(s) provides an overview of the Criterion 2 subscore, discards+bait modifier, and final Criterion 2 score for each fishery. A separate table is provided for each species/stock that we want an overall rating for.

BLUE SWIMMING CRAB			
REGION / METHOD	SUB SCORE	DISCARD RATE/LANDINGS	SCORE
Gulf of Siam (Gulf of Thailand)   Pacific, Western Central   Gillnets and entangling nets   Vietnam	1.000	1.000: < 100%	Red (1.000)
Gulf of Siam (Gulf of Thailand)   Pacific, Western Central   Pots   Vietnam	1.732	1.000: < 100%	Red (1.732)
Gulf of Siam (Gulf of Thailand)   Pacific, Western Central   Traps   Vietnam	1.732	1.000: < 100%	Red (1.732)

### Criterion 2 main assessed species/stocks table(s)

This table(s) provides a list of all species/stocks included in this assessment for each 'fishery' (as defined by a region/method combination). The text following this table(s) provides an explanation of the reasons the listed species were selected for inclusion in the assessment.

GULF OF SIAM (GULF OF THAILAND) | PACIFIC, WESTERN CENTRAL | GILLNETS AND ENTANGLING NETS | VIETNAM

SUB SCORE: 1.000		DISCARD RATE: 1.000		SCORE: 1.000
SPECIES	ABUNDANCE	FISHING MORTALITY	SCORE	
Blue swimming crab	1.000: High Concern	1.000: High Concern	Red (1.000)	
Brownbanded bambooshark	1.000: High Concern	1.000: High Concern	Red (1.000)	
Red stingray	1.000: High Concern	1.000: High Concern	Red (1.000)	
Sea turtles	1.000: High Concern	1.000: High Concern	Red (1.000)	
Sharpnose stingray	1.000: High Concern	1.000: High Concern	Red (1.000)	
Dugong	1.000: High Concern	3.000: Moderate Concern	Red (1.732)	
Bigeye croaker	2.330: Moderate Concern	3.000: Moderate Concern	Yellow (2.644)	
Crucifix crab	2.330: Moderate Concern	3.000: Moderate Concern	Yellow (2.644)	
Noble volute	2.330: Moderate Concern	3.000: Moderate Concern	Yellow (2.644)	
Pharaoh cuttlefish	2.330: Moderate Concern	3.000: Moderate Concern	Yellow (2.644)	
Scaly whipray	2.330: Moderate Concern	3.000: Moderate Concern	Yellow (2.644)	
Echinoderms	2.330: Moderate Concern	5.000: Low Concern	Green (3.413)	

GULF OF SIAM (GULF OF THAILAND) | PACIFIC, WESTERN CENTRAL | POTS | VIETNAM

SUB SCORE: 1.732		DISCARD RATE: 1.000		SCORE: 1.732
SPECIES	ABUNDANCE	FISHING MORTALITY	SCORE	
Blue swimming crab	1.000: High Concern	1.000: High Concern	Red (1.000)	
Marine mammals	1.000: High Concern	3.000: Moderate Concern	Red (1.732)	
Blunt-toothed crab	2.330: Moderate Concern	3.000: Moderate Concern	Yellow (2.644)	
Smoothshelled swimming crab	2.330: Moderate Concern	3.000: Moderate Concern	Yellow (2.644)	

GULF OF SIAM (GULF OF THAILAND)   PACIFIC, WESTERN CENTRAL   TRAPS   VIETNAM			
SUB SCORE: 1.732		DISCARD RATE: 1.000	SCORE: 1.732
SPECIES	ABUNDANCE	FISHING MORTALITY	SCORE
Blue swimming crab	1.000: High Concern	1.000: High Concern	Red (1.000)
Marine mammals	1.000: High Concern	3.000: Moderate Concern	Red (1.732)
Blunt-toothed crab	2.330: Moderate Concern	3.000: Moderate Concern	Yellow (2.644)
Goatee croaker	2.330: Moderate Concern	3.000: Moderate Concern	Yellow (2.644)
Mantis shrimp	2.330: Moderate Concern	3.000: Moderate Concern	Yellow (2.644)
Shortnose ponyfish	2.330: Moderate Concern	3.000: Moderate Concern	Yellow (2.644)
Smoothshelled swimming crab	2.330: Moderate Concern	3.000: Moderate Concern	Yellow (2.644)
Spineless cuttlefish	2.330: Moderate Concern	3.000: Moderate Concern	Yellow (2.644)
Tigertooth croaker	2.330: Moderate Concern	3.000: Moderate Concern	Yellow (2.644)
Tropical sand goby	2.330: Moderate Concern	3.000: Moderate Concern	Yellow (2.644)

A number of species are caught as bycatch in the Vietnam blue swimming crab fisheries. In the 2014 stock assessment, Ha et al. observed a total of 102 species/species groups caught as incidental bycatch in both gillnets and traps (Ha et al. 2014). Among them, 87 species were caught by gillnet and 23 species were caught by traps. Common bycatch species in gillnets included: crab (*Charybdis feriatus*\*), brownbanded bamboo shark (*Chiloscyllium punctatum*), sharpnose stingray (*Dasyatis zuge*\*), smooth fan lobster (*Ibacus novemdentatus*), noble volute snail (*Cymbiola nobilis*\*), bigeye croaker (*Pennahia anea*\*), largescaled terapon (*Terapon theraps*), and bartail goatfish (*Upeneus tragula*) (Ha et al. 2014). Common bycatch species in traps included: smoothshelled swimming crab (*Charybdis affinis*), sand goby (*Acentrogobius caninus*), mantis shrimp (*Oratosquilla oratoria*\*), and green tiger prawn (*Penaeus semisulcatus*). From the data, it is not clear if these species (none of which are endangered, threatened, or protected [ETP] species) made up 5% or more of the total catch, but species from the above list that were most commonly seen (indicated by an asterisk) were included as Criterion 2 species. Brownbanded bamboo shark is considered "Near Threatened" on the International Union for the Conservation of Nature (IUCN) Red List (IUCN 2016), but is not listed on the Vietnamese red list. Because of its vulnerability, it has also been included as a Criterion 2 species.

Blue swimming crab landings from gillnets (compared to bycatch ratios) ranged from 70.5% in February to 97.6% in December for small boats (<20 hp), and from 62.7% in May to 89.8% in January for larger boats (>20 hp) (Ha et al. 2014). Blue swimming crab landings from normal traps ranged from 40.1% in May to 48.1% in October, and from Chinese traps ranged from 16.8% in June to 65.7% in January for boats <20 hp. Chinese traps fished from boats >20 hp varied from 16.9% in May to 43.7% in April (Ha et al. 2014).

In addition to the stock assessment program during 2014, the Research Institute for Marine Fisheries (RIMF) implemented observer trips to assess catches of blue swimming crab and bycatch {Ha et al. 2015}. The observer data collected in 2014 identified bycatch for bottom-set gillnets and crab traps, including normal traps and Chinese traps. All bycatch is retained, whether dead or alive (for either human consumption or bait use) and the catch rate of blue swimming crab (as the target species) varies, depending on gear type, location, month/season, and weather (e.g., monsoons affect smaller boats that use traps instead of gillnets). Bycatch that made up 5% or more of the total catch was included as a Criterion 2 species (see Table 1).

Evidence from the stock assessment and the RIMF observer program suggests that there are no interactions with sea turtles and dugong. But, because these interactions must further observed in order to rule them out entirely, these species have been included as ETP or Criterion 2 species.

For the gillnet fishery, brownbanded bamboo shark, red stingray, sharpness stingray, and sea turtles limit the score for Criterion 2 because of their high inherent vulnerability, as well as their conservation status. For the pot fishery, marine mammals limit the Criterion 2 score, and for the Chinese trap fishery, spineless cuttlefish limits the score because of high concern for its fishing mortality.

Table 1. Bycatch species that made up more than 5% of the total catch in the Vietnam blue swimming crab fisheries.

<b>Gear</b>	<b>Scientific Name</b>	<b>Common Name</b>	<b>Near-Threatened or ETP</b>	<b>Catch (%)</b>	<b>Month (2014)</b>	
<b>Bottom-set gillnet</b>	<i>Chilloscybiium punctatum</i>	brownbanded bamboo shark	Near Threatened (IUCN 2016)	6.01	September	
	<i>Dasyatis akajei</i>	red stingray	Near Threatened (IUCN 2016)	12.02	September	
	<i>Himantura imbricata</i>	scaly whipray		34.59 6.01 23.95	June September December	
	Oreasteridae	sea stars		13.03	June	
	<i>Sepia pharaonis</i>	pharaoh cuttlefish		5.21	December	
	<i>Portunus pelagicus</i>	blue swimming crab		31.93 71.19 57.10	June September December	
	<b>Chinese trap</b>	<i>Acentrogobius caninus</i>	tropical sand goby		7.12 11.55	June September
<i>Charybdis affinis</i>		smoothshelled swimming crab		30.31 28.76	June December	
<i>Charybdis truncata</i>		blunt-toothed crab		6.54	June	
<i>Dendrophysa russelii</i>		goatee croaker		5.23 6.03 12.44	June September December	
<i>Leiognathus brevisrostris</i>		shortnose ponyfish		11.22 12.17	September December	
<i>Ostolithes ruber</i>		tigertooth croaker		10.23	September	
<i>Sepia inermis</i>		spineless cuttlefish		10.20	December	
<i>Portunus pelagicus</i>		blue swimming crab		26.84 14.67 7.20	June September December	
<b>Normal trap</b>		<i>Charybdis affinis</i>	smooth-shelled swimming crab		61.51 58.72	June December

	<i>Charybdis truncata</i>	blunt-toothed crab		20.44 June 54.90 September
	<i>Portunus pelagicus</i>	blue swimming crab		18.05 June 45.10 September 39.93 December

Kindly refer to Appendix B for updated catch composition analysis.

## Criterion 2 Assessment

### SCORING GUIDELINES

Factor 2.1 - Abundance

*(same as Factor 1.1 above)*

Factor 2.2 - Fishing Mortality

*(same as Factor 1.2 above)*

Factor 2.3 - Modifying Factor: Discards and Bait Use

Goal: Fishery optimizes the utilization of marine and freshwater resources by minimizing post-harvest loss.

For fisheries that use bait, bait is used efficiently.

*Scoring Guidelines: The discard rate is the sum of all dead discards (i.e. non-retained catch) plus bait use divided by the total retained catch.*

	Ratio of bait + discards/landings	Factor 2.3 score
<100%		1
>=100		0.75

# **Bigeye croaker**

## **Factor 2.1 - Abundance**

**Gulf of Siam (Gulf of Thailand) | Pacific, Western Central | Gillnets and entangling nets  
| Vietnam**

### **Moderate Concern**

There is no stock assessment for bigeye croaker (*Pennahia anea*) in Vietnamese waters. Based on the SFW productivity-susceptibility analysis (PSA) score (2.12), the species is deemed of low vulnerability. The detailed scoring of each attribute is shown in the Justification. Because of the lack of a stock assessment and the species' low vulnerability, we have scored bigeye croaker abundance a moderate concern.

### **Justification:**

Productivity-Susceptibility Analysis:

#### *Scoring Guidelines*

1) *Productivity score (P) = average of the productivity attribute scores (p1, p2, p3, p4 [finfish only], p5 [finfish only], p6, p7, and p8 [invertebrates only])*

2) *Susceptibility score (S) = product of the susceptibility attribute scores (s1, s2, s3, s4), rescaled as follows:  $S = (s1 \times s2 \times s3 \times s4 - 1) \div 40 + 1$ .*

3) *Vulnerability score (V) = the Euclidean distance of P and S using the following formula:  $V = \sqrt{(P^2 + S^2)}$*

<b>Productivity Attribute</b>	<b>Relevant Information</b>	<b>Score (1 = low, 2 = medium, 3 = high)</b>
Average age at maturity	5 to 15 years (Froese and Pauly 2016)	2
Average maximum age	10 to 25 years	2
Fecundity	>20,000 eggs/year	1
Average maximum size (fish only)	<100 cm (Froese and Pauly 2016)	1
Average size at maturity (fish only)	<40 cm (Froese and Pauly 2016)	1
Reproductive strategy	Broadcast spawner (Tuuli et al. 2011)	1
Trophic level	4.0 (Froese and Pauly 2016)	3
Density dependence (invertebrates only)	—	—
<b>Total Productivity (average)</b>		<b>1.57</b>

<b>Susceptibility Attribute</b>	<b>Relevant Information</b>	<b>Score (1 = low, 2 = medium, 3 = high)</b>
<b>Areal overlap</b> (Considers all fisheries)	<10% overlap	1
<b>Vertical overlap</b> (Considers all fisheries)	Medium overlap w/fishing gear	2

<b>Selectivity of fishery</b> (Specific to fishery under assessment)	Can enter, but cannot easily escape from the trap, and is attracted to either the bait or the habitat provided by the trap {Vu et al. 2015}	3
<b>Post-capture mortality</b> (Specific to fishery under assessment)	Retained species	3
<b>Total Susceptibility (multiplicative)</b>		<b>1.43</b>

The PSA score for bigeye croaker in Vietnamese gillnet fisheries is calculated as follows:

$$\text{Vulnerability (V)} = \sqrt{P^2 + S^2}$$

$$V = \sqrt{(1.57^2 + 1.43^2)}$$

$$V = 2.12$$

## Factor 2.2 - Fishing Mortality

### Gulf of Siam (Gulf of Thailand) | Pacific, Western Central | Gillnets and entangling nets | Vietnam

#### Moderate Concern

The impact of the blue swimming crab fishery on bigeye croaker is unknown, so it is considered a moderate concern.

## Blunt-toothed crab

### Factor 2.1 - Abundance

#### Gulf of Siam (Gulf of Thailand) | Pacific, Western Central | Pots | Vietnam

#### Gulf of Siam (Gulf of Thailand) | Pacific, Western Central | Traps | Vietnam

#### Moderate Concern

There is no stock assessment for blunt-toothed crab (*Charybdis truncata*) in Vietnamese waters. Based on the SFW PSA score (2.71), the species is deemed of medium vulnerability. The detailed scoring of each attribute is shown in the Justification. Because of the lack of a stock assessment and this species' medium vulnerability, we have scored blunt-toothed crab abundance a moderate concern.

#### Justification:

##### Productivity-Susceptibility Analysis:

##### *Scoring Guidelines*

1) Productivity score (P) = average of the productivity attribute scores (p1, p2, p3, p4 [finfish only], p5 [finfish only], p6, p7, and p8 [invertebrates only])

2) Susceptibility score ( $S$ ) = product of the susceptibility attribute scores ( $s_1, s_2, s_3, s_4$ ), rescaled as follows:  $S = (s_1 \times s_2 \times s_3 \times s_4 - 1) \div 40 + 1$ .

3) Vulnerability score ( $V$ ) = the Euclidean distance of  $P$  and  $S$  using the following formula:  $V = \sqrt{(P^2 + S^2)}$

Productivity Attribute	Relevant Information	Score (1 = low, 2 = medium, 3 = high)
Average age at maturity	<5 years {Ha et al. 2015}	1
Average maximum age	<10 years {Ha et al. 2015}	1
Fecundity	100 to 20,000 eggs {Ha et al. 2015}	2
Average maximum size (fish only)	—	—
Average size at maturity (fish only)	—	—
Reproductive strategy	Brooder {Ha et al. 2015}	2
Trophic level	<2.75 {Ha et al. 2015}	1
Density dependence (invertebrates only)	—	—
<b>Total Productivity (average)</b>		<b>1.4</b>

Susceptibility Attribute	Relevant Information	Score (1 = low, 2 = medium, 3 = high)
<b>Areal overlap</b> (Considers all fisheries)	10 to 30% overlap {Ha et al. 2015}	2
<b>Vertical overlap</b> (Considers all fisheries)	High overlap w/fishing gear {Ha et al. 2015}	3
<b>Selectivity of fishery</b> (Specific to fishery under assessment)	Traps: Can enter, but cannot easily escape; attracted either to the bait or the habitat provided by the trap {Ha et al. 2015}	3
<b>Post-capture mortality</b> (Specific to fishery under assessment)	Traps: All are retained species {Ha et al. 2015}	3
<b>Total Susceptibility (multiplicative)</b>		<b>2.33</b>

The PSA score for blunt-toothed crab in Vietnamese trap fisheries is calculated as follows:

$$\text{Vulnerability (V)} = \sqrt{(P^2 + S^2)}$$

$$V = (1.4^2 + 2.33^2)$$

$$V = 2.71$$

## Factor 2.2 - Fishing Mortality

**Gulf of Siam (Gulf of Thailand) | Pacific, Western Central | Pots | Vietnam**  
**Gulf of Siam (Gulf of Thailand) | Pacific, Western Central | Traps | Vietnam**

### Moderate Concern

The impact of the blue swimming crab fishery on blunt-toothed crab is unknown, so it is considered a moderate concern.

## **Brownbanded bambooshark**

### **Factor 2.1 - Abundance**

**Gulf of Siam (Gulf of Thailand) | Pacific, Western Central | Gillnets and entangling nets  
| Vietnam**

#### **High Concern**

There is no stock assessment for brownbanded bamboo shark (*Chiloscyllium punctatum*) in Vietnamese waters, but the species is considered "Near Threatened" according to the IUCN Redlist (IUCN 2016). Sharks are also scored a high concern based on the SFW criteria.

### **Factor 2.2 - Fishing Mortality**

**Gulf of Siam (Gulf of Thailand) | Pacific, Western Central | Gillnets and entangling nets  
| Vietnam**

#### **High Concern**

According to the SFW Unknown Bycatch Matrix, sharks receive a fishing mortality score of 2 out of 5, or high concern, for bottom-set gillnets in Southeast Asia.

## **Crucifix crab**

### **Factor 2.1 - Abundance**

**Gulf of Siam (Gulf of Thailand) | Pacific, Western Central | Gillnets and entangling nets  
| Vietnam**

#### **Moderate Concern**

There is no stock assessment for crucifix crab (*Charybdis feriatus*) in Vietnamese waters. Based on the SFW PSA score (1.86), the species is deemed of low vulnerability. The detailed scoring of each attribute is shown in the Justification. Because of the lack of a stock assessment and this species' low vulnerability, we have scored crucifix crab abundance a moderate concern.

#### **Justification:**

Productivity-Susceptibility Analysis:

#### *Scoring Guidelines*

1) *Productivity score (P) = average of the productivity attribute scores (p1, p2, p3, p4 [finfish only], p5 [finfish only], p6, p7, and p8 [invertebrates only])*

2) *Susceptibility score (S) = product of the susceptibility attribute scores (s1, s2, s3, s4), rescaled as*

follows:  $S = (s1 \times s2 \times s3 \times s4 - 1) \div 40 + 1$ .

3) Vulnerability score (V) = the Euclidean distance of P and S using the following formula:  $V = \sqrt{(P^2 + S^2)}$

Productivity Attribute	Relevant Information	Score (1 = low, 2 = medium, 3 = high)
Average age at maturity	<5 years {Ha et al. 2015}	1
Average maximum age	<10 years {Ha et al. 2015}	1
Fecundity	>20,000 eggs/year	1
Average maximum size (fish only)	—	—
Average size at maturity (fish only)	—	—
Reproductive strategy	Brooder {Ha et al. 2015}	2
Trophic level	<2.75 {Ha et al. 2015}	1
Density dependence (invertebrates only)	—	—
<b>Total Productivity (average)</b>		<b>1.2</b>

Susceptibility Attribute	Relevant Information	Score (1 = low, 2 = medium, 3 = high)
<b>Areal overlap</b> (Considers all fisheries)	>30% overlap {Ha et al. 2015}	3
<b>Vertical overlap</b> (Considers all fisheries)	Medium overlap w/fishing gear {Ha et al. 2015}	2
<b>Selectivity of fishery</b> (Specific to fishery under assessment)	Gillnet: Length at maturity < mesh size, or 5 m {Ha et al. 2015}	1
<b>Post-capture mortality</b> (Specific to fishery under assessment)	Traps: All are retained species {Ha et al. 2015}	3
<b>Total Susceptibility (multiplicative)</b>		<b>1.43</b>

The PSA score for crucifix crab in Vietnamese gillnet fisheries is calculated as follows:

$$\text{Vulnerability (V)} = \sqrt{(P^2 + S^2)}$$

$$V = \sqrt{(1.2^2 + 1.43^2)}$$

$$V = 1.86$$

## Factor 2.2 - Fishing Mortality

### Gulf of Siam (Gulf of Thailand) | Pacific, Western Central | Gillnets and entangling nets | Vietnam

#### Moderate Concern

The impact of the blue swimming crab fishery on crucifix crab is unknown, so it is considered a moderate concern.

## **Dugong**

### **Factor 2.1 - Abundance**

**Gulf of Siam (Gulf of Thailand) | Pacific, Western Central | Gillnets and entangling nets  
| Vietnam**

#### **High Concern**

Dugong is listed as “Vulnerable” by the IUCN (IUCN 2016), so it is scored a high concern, using the SFW criteria.

### **Factor 2.2 - Fishing Mortality**

**Gulf of Siam (Gulf of Thailand) | Pacific, Western Central | Gillnets and entangling nets  
| Vietnam**

#### **Moderate Concern**

For bottom-set gillnet fisheries in Southeast Asia, marine mammals are scored 1 out of 5 or high concern for fishing mortality, using the SFW Unknown Bycatch Matrix. The observer program suggests that there are no interactions with dugong; however, observer coverage is limited and data are insufficient to fully discount this species’ potential interaction. Therefore, we have scored this factor a moderate concern.

## **Echinoderms**

### **Factor 2.1 - Abundance**

**Gulf of Siam (Gulf of Thailand) | Pacific, Western Central | Gillnets and entangling nets  
| Vietnam**

#### **Moderate Concern**

Based on the SFW Unknown Bycatch Matrix, sea stars (Oreasteridae) are scored a moderate concern.

### **Factor 2.2 - Fishing Mortality**

**Gulf of Siam (Gulf of Thailand) | Pacific, Western Central | Gillnets and entangling nets  
| Vietnam**

#### **Low Concern**

The impact of the gillnet fishery on benthic invertebrates as guided by the Unknown Bycatch Matrix is scored a low concern.

# Goatee croaker

## Factor 2.1 - Abundance

### Gulf of Siam (Gulf of Thailand) | Pacific, Western Central | Traps | Vietnam

#### Moderate Concern

There is no stock assessment for the goatee croaker (*Dendrophysa russelii*) in Vietnamese waters. Based on the SFW PSA score (2.02), the species is deemed low vulnerability. The detailed scoring is shown in the Justification. Because of the lack of a stock assessment, and this species' low vulnerability, we have scored goatee croaker abundance a moderate concern.

#### Justification:

Productivity-Susceptibility Analysis:

#### Scoring Guidelines

1) Productivity score (P) = average of the productivity attribute scores (p1, p2, p3, p4 [finfish only], p5 [finfish only], p6, p7, and p8 [invertebrates only])

2) Susceptibility score (S) = product of the susceptibility attribute scores (s1, s2, s3, s4), rescaled as follows:  $S = (s1 \times s2 \times s3 \times s4 - 1) \div 40 + 1$ .

3) Vulnerability score (V) = the Euclidean distance of P and S using the following formula:  $V = \sqrt{(P^2 + S^2)}$

Productivity Attribute	Relevant Information	Score (1 = low, 2 = medium, 3 = high)
Average age at maturity	<5 years {Ha et al. 2015}	1
Average maximum age	10 to 25 years {Ha et al. 2015}	2
Fecundity	>20,000 eggs/year {Ha et al. 2015}	1
Average maximum size (fish only)	<100 cm {Ha et al. 2015}	1
Average size at maturity (fish only)	<40 cm (Froese and Pauly 2016)	1
Reproductive strategy	Broadcast spawner {Ha et al. 2015}	1
Trophic level	3.5 (Froese and Pauly 2016)	3
Density dependence (invertebrates only)	—	—
<b>Total Productivity (average)</b>		<b>1.43</b>

Susceptibility Attribute	Relevant Information	Score (1 = low, 2 = medium, 3 = high)
<b>Areal overlap</b> (Considers all fisheries)	<10% overlap {Ha et al. 2015}	1
<b>Vertical overlap</b> (Considers all fisheries)	Medium overlap w/fishing gear {Ha et al. 2015}	2
<b>Selectivity of fishery</b> (Specific to fishery under assessment)	Can enter but cannot easily escape from the trap, and is attracted to either the bait or the habitat provided by the trap. {Vu et al. 2015}	3
<b>Post-capture mortality</b> (Specific to fishery under assessment)	Retained species	3
<b>Total Susceptibility (multiplicative)</b>		<b>1.43</b>

The PSA score for goatee croaker in Vietnamese trap fisheries is calculated as follows:

$$\text{Vulnerability (V)} = \sqrt{(P^2 + S)^2}$$

$$V = \sqrt{(1.43^2 + 1.43^2)}$$

$$V = 2.02$$

## Factor 2.2 - Fishing Mortality

### Gulf of Siam (Gulf of Thailand) | Pacific, Western Central | Traps | Vietnam

#### Moderate Concern

The impact of the blue swimming crab fishery on goatee croaker is unknown, so it is considered a moderate concern.

## Mantis shrimp

### Factor 2.1 - Abundance

### Gulf of Siam (Gulf of Thailand) | Pacific, Western Central | Traps | Vietnam

#### Moderate Concern

There is no stock assessment for mantis shrimp (*Oratosquilla oratoria*) in Vietnamese waters. Based on the SFW PSA score (2.34), the species is deemed low vulnerability. The detailed scoring is shown in the Justification. Because of the lack of a stock assessment, and this species' low vulnerability, we have scored mantis shrimp abundance a moderate concern.

#### Justification:

##### Productivity-Susceptibility Analysis:

##### *Scoring Guidelines*

1) Productivity score (*P*) = average of the productivity attribute scores (*p*<sub>1</sub>, *p*<sub>2</sub>, *p*<sub>3</sub>, *p*<sub>4</sub> [finfish only], *p*<sub>5</sub> [finfish only], *p*<sub>6</sub>, *p*<sub>7</sub>, and *p*<sub>8</sub> [invertebrates only])

2) Susceptibility score (*S*) = product of the susceptibility attribute scores (*s*<sub>1</sub>, *s*<sub>2</sub>, *s*<sub>3</sub>, *s*<sub>4</sub>), rescaled as follows:  $S = (s_1 \times s_2 \times s_3 \times s_4 - 1) \div 40 + 1$ .

3) Vulnerability score (*V*) = the Euclidean distance of *P* and *S* using the following formula:  $V = \sqrt{(P^2 + S^2)}$

Productivity Attribute	Relevant Information	Score (1 = low, 2 = medium, 3 = high)
Average age at maturity	<5 years {Ha et al. 2015}	1
Average maximum age	<10 years {Ha et al. 2015}	1

Fecundity	50,000 eggs/year (Froese and Pauly 2016)	1
Average maximum size (fish only)	—	—
Average size at maturity (fish only)	—	—
Reproductive strategy	Brooder (Froese and Pauly 2016)	2
Trophic level	2.8 to 3.45 (Froese and Pauly 2016)	2
Density dependence (invertebrates only)	—	—
<b>Total Productivity (average)</b>		<b>1.4</b>

Susceptibility Attribute	Relevant Information	Score (1 = low, 2 = medium, 3 = high)
<b>Areal overlap</b> (Considers all fisheries)	10 to 30% overlap {Ha et al. 2015}	2
<b>Vertical overlap</b> (Considers all fisheries)	Medium overlap w/fishing gear {Ha et al. 2015}	2
<b>Selectivity of fishery</b> (Specific to fishery under assessment)	Traps: Can enter but cannot easily escape, and is attracted to either the bait or the habitat provided by the trap. {Ha et al. 2015}	3
<b>Post-capture mortality</b> (Specific to fishery under assessment)	All are retained {Ha et al. 2015}	3
<b>Total Susceptibility (multiplicative)</b>		<b>1.88</b>

The PSA score for mantis shrimp in Vietnamese trap fisheries is calculated as follows:

$$\text{Vulnerability (V)} = \sqrt{P^2 + S^2}$$

$$V = \sqrt{1.4^2 + 1.88^2}$$

$$V = 2.34$$

## Factor 2.2 - Fishing Mortality

**Gulf of Siam (Gulf of Thailand) | Pacific, Western Central | Traps | Vietnam**

### Moderate Concern

The impact of the blue swimming crab fishery on mantis shrimp is unknown; therefore, it is considered a moderate concern.

## Marine mammals

### Factor 2.1 - Abundance

**Gulf of Siam (Gulf of Thailand) | Pacific, Western Central | Pots | Vietnam**

**Gulf of Siam (Gulf of Thailand) | Pacific, Western Central | Traps | Vietnam**

### High Concern

Marine mammals are considered highly vulnerable according to the SFW criteria; therefore, an abundance score of high concern is given.

## Factor 2.2 - Fishing Mortality

**Gulf of Siam (Gulf of Thailand) | Pacific, Western Central | Pots | Vietnam**  
**Gulf of Siam (Gulf of Thailand) | Pacific, Western Central | Traps | Vietnam**

### Moderate Concern

It is unlikely that marine mammals such as dugong are retained. Marine mammal fishing mortality is scored a moderate concern because there are no known interactions, but monitoring and observer coverage are limited, which creates uncertainty. There is insufficient evidence to support a low concern score or to remove them from the assessment.

## Noble volute

### Factor 2.1 - Abundance

**Gulf of Siam (Gulf of Thailand) | Pacific, Western Central | Gillnets and entangling nets | Vietnam**

### Moderate Concern

There is no stock assessment of noble volute (*Cymbiola nobilis*) from Vietnamese waters. Based on the SFW PSA score (1.62), the species is deemed low vulnerability. The detailed scoring is shown in the Justification. Because of the lack of a stock assessment, and this species' low vulnerability, we have scored noble volute abundance a moderate concern.

### Justification:

Productivity-Susceptibility Analysis:

#### Scoring Guidelines

1) Productivity score ( $P$ ) = average of the productivity attribute scores ( $p1, p2, p3, p4$  [finfish only],  $p5$  [finfish only],  $p6, p7$ , and  $p8$  [invertebrates only])

2) Susceptibility score ( $S$ ) = product of the susceptibility attribute scores ( $s1, s2, s3, s4$ ), rescaled as follows:  $S = (s1 \times s2 \times s3 \times s4 - 1) \div 40 + 1$ .

3) Vulnerability score ( $V$ ) = the Euclidean distance of  $P$  and  $S$  using the following formula:  $V = \sqrt{(P^2 + S^2)}$

Productivity Attribute	Relevant Information	Score (1 = low, 2 = medium, 3 = high)
Average age at maturity	<5 years {Ha et al. 2015}	1
Average maximum age	<10 years {Ha et al. 2015}	1
Fecundity	>20,000 eggs/year {Ha et al. 2015}	1
Average maximum size (fish only)	—	—
Average size at maturity (fish only)	—	—

Reproductive strategy	Broadcast spawner {Ha et al. 2015}	1
Trophic level	<2.75 {Ha et al. 2015}	1
Density dependence (invertebrates only)	—	—
<b>Total Productivity (average)</b>		<b>1</b>

Susceptibility Attribute	Relevant Information	Score (1 = low, 2 = medium, 3 = high)
<b>Areal overlap</b> (Considers all fisheries)	<10% overlap (Dolawaththage 2015){Ha et al. 2015}	1
<b>Vertical overlap</b> (Considers all fisheries)	Medium overlap with fishing gear {Ha et al. 2015}	2
<b>Selectivity of fishery</b> (Specific to fishery under assessment)	Length at maturity is one to two times mesh size or 4 to 5 m {Ha et al. 2015}	2
<b>Post-capture mortality</b> (Specific to fishery under assessment)	Retained species or majority dead when released (Dolawaththage 2015){Ha et al. 2015}	3
<b>Total Susceptibility (multiplicative)</b>		<b>1.28</b>

The PSA score for noble volute in Vietnamese gillnet fisheries is calculated as follows:

$$\text{Vulnerability (V)} = \sqrt{P^2 + S^2}$$

$$V = \sqrt{1^2 + 1.28^2}$$

$$V = 1.62$$

## Factor 2.2 - Fishing Mortality

### Gulf of Siam (Gulf of Thailand) | Pacific, Western Central | Gillnets and entangling nets | Vietnam

#### Moderate Concern

The impact of the blue swimming crab fishery on noble volute is unknown, so it is considered a moderate concern.

## Pharaoh cuttlefish

### Factor 2.1 - Abundance

#### Gulf of Siam (Gulf of Thailand) | Pacific, Western Central | Gillnets and entangling nets | Vietnam

#### Moderate Concern

There is no stock assessment of pharaoh cuttlefish (*Sepia pharaonis*) from Vietnamese waters. Based on the SFW PSA score (1.84), the species is deemed low vulnerability. The detailed scoring is shown in the Justification. Because of the lack of a stock assessment, and this species' low vulnerability, we have scored pharaoh cuttlefish abundance a moderate concern.

**Justification:**

Productivity-Susceptibility Analysis:

*Scoring Guidelines*

1) *Productivity score (P) = average of the productivity attribute scores (p1, p2, p3, p4 [finfish only], p5 [finfish only], p6, p7, and p8 [invertebrates only])*

2) *Susceptibility score (S) = product of the susceptibility attribute scores (s1, s2, s3, s4), rescaled as follows:  $S = (s1 \times s2 \times s3 \times s4 - 1) \div 40 + 1$ .*

3) *Vulnerability score (V) = the Euclidean distance of P and S using the following formula:  $V = \sqrt{(P^2 + S^2)}$*

Productivity Attribute	Relevant Information	Score (1 = low, 2 = medium, 3 = high)
Average age at maturity	<5 years {Mehanna et al. 2014}	1
Average maximum age	<10 years {Mehanna et al. 2014}	1
Fecundity	100 to 20,000 eggs/year (Chembian and Mathew 2011)	2
Average maximum size (fish only)	—	—
Average size at maturity (fish only)	—	—
Reproductive strategy	Demersal egg layer (Chembian and Mathew 2011)	2
Trophic level	<2.75 (Dolawaththage 2015)	1
Density dependence (invertebrates only)	Depensatory dynamics at low population size (Allee effects) demonstrated or likely (Dolawaththage 2015)	3
<b>Total Productivity (average)</b>		<b>1.4</b>

Susceptibility Attribute	Relevant Information	Score (1 = low, 2 = medium, 3 = high)
<b>Areal overlap</b> (Considers all fisheries)	<10% overlap (Dolawaththage 2015)	1
<b>Vertical overlap</b> (Considers all fisheries)	Low overlap with fishing gear {Ha et al. 2015}	1
<b>Selectivity of fishery</b> (Specific to fishery under assessment)	Individuals less than size at maturity are frequently caught (Dolawaththage 2015)	3
<b>Post-capture mortality</b> (Specific to fishery under assessment)	Retained species or majority dead when released (Dolawaththage 2015)	3
<b>Total Susceptibility (multiplicative)</b>		<b>1.2</b>

The PSA score for pharaoh cuttlefish in Vietnamese gillnet fisheries is calculated as follows:

$$\text{Vulnerability (V)} = \sqrt{(P^2 + S^2)}$$

$$V = \sqrt{(1.4^2 + 1.2^2)}$$

$$V = 1.84$$

## Factor 2.2 - Fishing Mortality

**Gulf of Siam (Gulf of Thailand) | Pacific, Western Central | Gillnets and entangling nets  
| Vietnam**

### **Moderate Concern**

The impact of the blue swimming crab fishery on pharaoh cuttlefish is unknown; therefore, it is considered a moderate concern.

## **Red stingray**

### Factor 2.1 - Abundance

**Gulf of Siam (Gulf of Thailand) | Pacific, Western Central | Gillnets and entangling nets  
| Vietnam**

### **High Concern**

There is no stock assessment for the red stingray (*Dasyatis akajei*) in Vietnamese waters, but the species is considered "Near Threatened" according to the IUCN Redlist (IUCN 2016). Because of the IUCN status, red stingray abundance is scored a high concern.

### Factor 2.2 - Fishing Mortality

**Gulf of Siam (Gulf of Thailand) | Pacific, Western Central | Gillnets and entangling nets  
| Vietnam**

### **High Concern**

Benthic vertebrates such as rays are not specifically included in the SFW Unknown Bycatch Matrix, but benthic invertebrates receive a fishing mortality score of 3 out of 5, and finfish are scored 2 for bottom-set gillnets. Therefore, we have scored red stingray 2 out of 5, or high concern.

## **Scaly whipray**

### Factor 2.1 - Abundance

**Gulf of Siam (Gulf of Thailand) | Pacific, Western Central | Gillnets and entangling nets  
| Vietnam**

### **Moderate Concern**

There is no stock assessment for scaly whipray (*Himantura imbricata*) in Vietnamese waters. Based on the SFW PSA score (2.49), the species is deemed low vulnerability. The detailed scoring is shown in the Justification. Because of the lack of a stock assessment, and this species' low vulnerability, we have scored scaly whipray abundance a moderate concern.

### **Justification:**

Productivity-Susceptibility Analysis:

### Scoring Guidelines

1) Productivity score ( $P$ ) = average of the productivity attribute scores ( $p_1, p_2, p_3, p_4$  [finfish only],  $p_5$  [finfish only],  $p_6, p_7$ , and  $p_8$  [invertebrates only])

2) Susceptibility score ( $S$ ) = product of the susceptibility attribute scores ( $s_1, s_2, s_3, s_4$ ), rescaled as follows:  $S = (s_1 \times s_2 \times s_3 \times s_4 - 1) \div 40 + 1$ .

3) Vulnerability score ( $V$ ) = the Euclidean distance of  $P$  and  $S$  using the following formula:  $V = \sqrt{(P^2 + S^2)}$

Productivity Attribute	Relevant Information	Score (1 = low, 2 = medium, 3 = high)
Average age at maturity	5 to 15 years {Ha et al. 2015}	2
Average maximum age	10 to 25 years {Ha et al. 2015}	2
Fecundity	<100 eggs/year	3
Average maximum size (fish only)	<100 cm	1
Average size at maturity (fish only)	<40 cm	1
Reproductive strategy	Live bearer (ovoviviparous) (Froese and Pauly 2016)	3
Trophic level	3.5 (Froese and Pauly 2016)	3
Density dependence (invertebrates only)	—	—
<b>Total Productivity (average)</b>		<b>2.14</b>

Susceptibility Attribute	Relevant Information	Score (1 = low, 2 = medium, 3 = high)
<b>Areal overlap</b> (Considers all fisheries)	<10% overlap {Ha et al. 2015}	1
<b>Vertical overlap</b> (Considers all fisheries)	Medium overlap w/fishing gear {Ha et al. 2015}	2
<b>Selectivity of fishery</b> (Specific to fishery under assessment)	Individuals less than size at maturity are regularly caught {Ha et al. 2015}	2
<b>Post-capture mortality</b> (Specific to fishery under assessment)	Retained species {Ha et al. 2015}	3
<b>Total Susceptibility (multiplicative)</b>		<b>1.28</b>

The PSA score for scaly whipray in Vietnamese gillnet fisheries is calculated as follows:

$$\text{Vulnerability (V)} = \sqrt{(P^2 + S^2)}$$

$$V = \sqrt{(2.14^2 + 1.28^2)}$$

$$V = 2.49$$

## **Factor 2.2 - Fishing Mortality**

**Gulf of Siam (Gulf of Thailand) | Pacific, Western Central | Gillnets and entangling nets  
| Vietnam**

### **Moderate Concern**

The impact of the blue swimming crab fishery on the scaly whipray is unknown, so it is considered a moderate concern.

## **Sea turtles**

### **Factor 2.1 - Abundance**

**Gulf of Siam (Gulf of Thailand) | Pacific, Western Central | Gillnets and entangling nets  
| Vietnam**

### **High Concern**

Sea turtles are listed as endangered or threatened throughout the world (NOAA 2016), so they are scored a high concern, using the SFW criteria.

### **Justification:**

The blue swimming crab fishery in Vietnam takes place close to green sea turtle and hawksbill turtle nesting sites {Fish Source 2016}. Hawksbill turtle is known to feed on blue swimming crab (Kailola et al. 1993)(Poseidon ARM Ltd. 2010), which suggests that there are some risks of entanglement.

### **Factor 2.2 - Fishing Mortality**

**Gulf of Siam (Gulf of Thailand) | Pacific, Western Central | Gillnets and entangling nets  
| Vietnam**

### **High Concern**

For bottom-set gillnet fisheries in Southeast Asia, sea turtles are scored a 1 out of 5 or high concern for fishing mortality, using the SFW Unknown Bycatch Matrix.

## **Sharpnose stingray**

### **Factor 2.1 - Abundance**

**Gulf of Siam (Gulf of Thailand) | Pacific, Western Central | Gillnets and entangling nets  
| Vietnam**

### **High Concern**

There is no stock assessment for sharpnose stingray (*Dasyatis zugei*) in Vietnamese waters, but the species is considered "Near Threatened" according to the IUCN Redlist (IUCN 2016). Because of the IUCN status, sharpnose stingray abundance is scored a high concern.

## Factor 2.2 - Fishing Mortality

### Gulf of Siam (Gulf of Thailand) | Pacific, Western Central | Gillnets and entangling nets | Vietnam

#### High Concern

Benthic vertebrates such as rays are not specifically included in the SFW Unknown Bycatch Matrix, but benthic invertebrates receive a fishing mortality score of 3 out of 5, and finfish are scored 2 for bottom-set gillnets. Therefore, we have scored sharpnose stingray 2 out of 5, or high concern.

## Shortnose ponyfish

### Factor 2.1 - Abundance

#### Gulf of Siam (Gulf of Thailand) | Pacific, Western Central | Traps | Vietnam

#### Moderate Concern

There is no stock assessment of shortnose ponyfish (*Leiognathus brevirostris*) from Vietnamese waters. Based on the SFW PSA score (1.83), the species is deemed low vulnerability. The detailed scoring is shown in the Justification. Because of the lack of a stock assessment, and this species' low vulnerability, we have scored shortnose ponyfish abundance a moderate concern.

#### Justification:

##### Productivity-Susceptibility Analysis:

##### *Scoring Guidelines*

1) *Productivity score (P) = average of the productivity attribute scores (p1, p2, p3, p4 [finfish only], p5 [finfish only], p6, p7, and p8 [invertebrates only])*

2) *Susceptibility score (S) = product of the susceptibility attribute scores (s1, s2, s3, s4), rescaled as follows:  $S = (s1 \times s2 \times s3 \times s4 - 1) \div 40 + 1$ .*

3) *Vulnerability score (V) = the Euclidean distance of P and S using the following formula:  $V = \sqrt{(P^2 + S^2)}$*

Productivity Attribute	Relevant Information	Score (1 = low, 2 = medium, 3 = high)
Average age at maturity	<5 years {Mehanna et al. 2014}	1
Average maximum age	<10 years {Mehanna et al. 2014}	1
Fecundity	>20,000 eggs/year (Froese and Pauly 2016)	1
Average maximum size (fish only)	<100 cm (Froese and Pauly 2016)	1
Average size at maturity (fish only)	<40 cm (Froese and Pauly 2016)	1
Reproductive strategy	Broadcast spawner (Froese and Pauly 2016)	1
Trophic level	3.0 (Froese and Pauly 2016)	2
Density dependence (invertebrates only)	—	—
<b>Total Productivity (average)</b>		<b>1.14</b>

Susceptibility Attribute	Relevant Information	Score (1 = low, 2 = medium, 3 = high)
<b>Areal overlap</b> (Considers all fisheries)	<10% overlap {Ha et al. 2015}	1

<b>Vertical overlap</b> (Considers all fisheries)	Medium overlap with fishing gear {Ha et al. 2015}	2
<b>Selectivity of fishery</b> (Specific to fishery under assessment)	Individuals less than size at maturity are frequently caught (Dolawaththage 2015)	3
<b>Post-capture mortality</b> (Specific to fishery under assessment)	Retained species	3
<b>Total Susceptibility (multiplicative)</b>		<b>1.43</b>

The PSA score for shortnose ponyfish in Vietnamese trap fisheries is calculated as follows:

$$V = \sqrt{P^2 + S^2}$$

$$V = \sqrt{(1.14)^2 + 1.43^2}$$

$$V = 1.83$$

## Factor 2.2 - Fishing Mortality

### Gulf of Siam (Gulf of Thailand) | Pacific, Western Central | Traps | Vietnam

#### Moderate Concern

The impact of the blue swimming crab fishery on shortnose ponyfish is unknown, so it is considered a moderate concern.

## Smoothshelled swimming crab

### Factor 2.1 - Abundance

#### Gulf of Siam (Gulf of Thailand) | Pacific, Western Central | Pots | Vietnam

#### Gulf of Siam (Gulf of Thailand) | Pacific, Western Central | Traps | Vietnam

#### Moderate Concern

There is no stock assessment for smoothshelled swimming crab (*Charybdis affinis*) in Vietnamese waters. Based on the SFW PSA score (2.89), the species is deemed medium vulnerability. The detailed scoring is shown in the Justification. Because of the lack of a stock assessment, and this species' medium vulnerability, we have scored smoothshelled crab abundance a moderate concern.

#### Justification:

##### Productivity-Susceptibility Analysis:

##### *Scoring Guidelines*

1) Productivity score (P) = average of the productivity attribute scores (p1, p2, p3, p4 [finfish only], p5 [finfish only], p6, p7, and p8 [invertebrates only])

2) Susceptibility score (S) = product of the susceptibility attribute scores (s1, s2, s3, s4), rescaled as follows:  $S = (s1 \times s2 \times s3 \times s4 - 1) \div 40 + 1$ .

3) Vulnerability score (V) = the Euclidean distance of P and S using the following formula:  $V = \sqrt{(P^2 + S^2)}$

Productivity Attribute	Relevant Information	Score (1 = low, 2 = medium, 3 = high)
Average age at maturity	<5 years {Ha et al. 2015}	1
Average maximum age	<10 years {Ha et al. 2015}	1
Fecundity	100 to 20,000 eggs/year {Ha et al. 2015}	2
Average maximum size (fish only)	—	—
Average size at maturity (fish only)	—	—
Reproductive strategy	Brooder {Ha et al. 2015}	2
Trophic level	<2.75 {Ha et al. 2015}	1
Density dependence (invertebrates only)	—	—
<b>Total Productivity (average)</b>		<b>1.4</b>

Susceptibility Attribute	Relevant Information	Score (1 = low, 2 = medium, 3 = high)
<b>Areal overlap</b> (Considers all fisheries)	>30% overlap {Ha et al. 2015}	3
<b>Vertical overlap</b> (Considers all fisheries)	Medium overlap w/fishing gear {Ha et al. 2015}	2
<b>Selectivity of fishery</b> (Specific to fishery under assessment)	Traps: Can enter but cannot easily escape; attracted to either the bait or the habitat provided by the trap. {Ha et al. 2015}	3
<b>Post-capture mortality</b> (Specific to fishery under assessment)	Traps: All are retained species {Ha et al. 2015}	3
<b>Total Susceptibility (multiplicative)</b>		<b>2.33</b>

The PSA score for smoothshelled swimming crab in Vietnamese trap fisheries is calculated as follows:

$$V = \sqrt{(P^2 + S^2)}$$

$$V = \sqrt{(1.4^2 + 2.33^2)}$$

$$V = 2.89$$

## Factor 2.2 - Fishing Mortality

**Gulf of Siam (Gulf of Thailand) | Pacific, Western Central | Pots | Vietnam**  
**Gulf of Siam (Gulf of Thailand) | Pacific, Western Central | Traps | Vietnam**

### Moderate Concern

The impact of the blue swimming crab fishery on smoothshelled swimming crab is unknown, so it is considered a moderate concern.

# Spineless cuttlefish

## Factor 2.1 - Abundance

### Gulf of Siam (Gulf of Thailand) | Pacific, Western Central | Traps | Vietnam

#### Moderate Concern

There is no stock assessment of spineless cuttlefish (*Sepia inermis*) from Vietnamese waters. Based on the SFW PSA score (1.75), the species is deemed low vulnerability. The detailed scoring is shown in the Justification. Because of the lack of a stock assessment, and this species' low vulnerability, we have scored spineless cuttlefish abundance a moderate concern.

#### Justification:

##### Productivity-Susceptibility Analysis:

##### *Scoring Guidelines*

1) Productivity score ( $P$ ) = average of the productivity attribute scores ( $p1, p2, p3, p4$  [finfish only],  $p5$  [finfish only],  $p6, p7$ , and  $p8$  [invertebrates only])

2) Susceptibility score ( $S$ ) = product of the susceptibility attribute scores ( $s1, s2, s3, s4$ ), rescaled as follows:  $S = (s1 \times s2 \times s3 \times s4 - 1) \div 40 + 1$ .

3) Vulnerability score ( $V$ ) = the Euclidean distance of  $P$  and  $S$  using the following formula:  $V = \sqrt{(P^2 + S^2)}$

Productivity Attribute	Relevant Information	Score (1 = low, 2 = medium, 3 = high)
Average age at maturity	1 to 1.5 years (FAO 2005)	1
Average maximum age	<2 years (FAO 2005)	1
Fecundity	500 eggs/year (FAO 2005)	2
Average maximum size (fish only)	—	—
Average size at maturity (fish only)	—	—
Reproductive strategy	Demersal egg layer (FAO 2005)	2
Trophic level	<2.75 (Dolawaththage 2015)	1
Density dependence (invertebrates only)	—	—
<b>Total Productivity (average)</b>		<b>1.4</b>

Susceptibility Attribute	Relevant Information	Score (1 = low, 2 = medium, 3 = high)
<b>Areal overlap</b> (Considers all fisheries)	<10% overlap {Ha et al. 2015}	1
<b>Vertical overlap</b> (Considers all fisheries)	Low overlap with fishing gear {Ha et al. 2015}	1
<b>Selectivity of fishery</b> (Specific to fishery under assessment)	Individuals less than size at maturity are rarely caught. {Ha et al. 2015}	1
<b>Post-capture mortality</b> (Specific to fishery under assessment)	Retained species {Ha et al. 2015}	3
<b>Total Susceptibility (multiplicative)</b>		<b>1.05</b>

The PSA score for spineless cuttlefish in Vietnamese trap fisheries is calculated as follows:

$$V = \sqrt{(P^2 + S^2)}$$

$$V = \sqrt{(1.4^2 + 1.05^2)}$$

$$V = 1.75$$

**Factor 2.2 - Fishing Mortality**

**Gulf of Siam (Gulf of Thailand) | Pacific, Western Central | Traps | Vietnam**

**Moderate Concern**

The impact of the blue swimming crab fishery on spineless cuttlefish is unknown; therefore, it is considered a moderate concern.

**Tigertooth croaker**

**Factor 2.1 - Abundance**

**Gulf of Siam (Gulf of Thailand) | Pacific, Western Central | Traps | Vietnam**

**Moderate Concern**

There is no stock assessment for tigertooth croaker (*Ostolithes ruber*) in Vietnamese waters. Based on the SFW PSA score (2.02), the species is deemed low vulnerability. The detailed scoring is shown in the Justification. Because of the lack of a stock assessment, and this species' low vulnerability, we have scored tigertooth croaker abundance a moderate concern.

**Justification:**

Productivity-Susceptibility Analysis:

*Scoring Guidelines*

1) *Productivity score (P) = average of the productivity attribute scores (p1, p2, p3, p4 [finfish only], p5 [finfish only], p6, p7, and p8 [invertebrates only])*

2) *Susceptibility score (S) = product of the susceptibility attribute scores (s1, s2, s3, s4), rescaled as follows:  $S = (s1 \times s2 \times s3 \times s4 - 1) \div 40 + 1$ .*

3) *Vulnerability score (V) = the Euclidean distance of P and S using the following formula:  $V = \sqrt{(P^2 + S^2)}$*

Productivity Attribute	Relevant Information	Score (1 = low, 2 = medium, 3 = high)
Average age at maturity	<5 years {Ha et al. 2015}	1
Average maximum age	10 to 25 years {Ha et al. 2015}	2
Fecundity	>20,000 eggs/year (Froese and Pauly 2016)	1
Average maximum size (fish only)	<100 cm {Ha et al. 2015}	1

Average size at maturity (fish only)	<40 cm (Froese and Pauly 2016)	1
Reproductive strategy	Broadcast spawner {Ha et al. 2015}	1
Trophic level	3.6 (Froese and Pauly 2016)	3
Density dependence (invertebrates only)	—	—
<b>Total Productivity (average)</b>		<b>1.43</b>

Susceptibility Attribute	Relevant Information	Score (1 = low, 2 = medium, 3 = high)
<b>Areal overlap</b> (Considers all fisheries)	<10% overlap {Ha et al. 2015}	1
<b>Vertical overlap</b> (Considers all fisheries)	Medium overlap w/fishing gear {Ha et al. 2015}	2
<b>Selectivity of fishery</b> (Specific to fishery under assessment)	Can enter but cannot easily escape from the trap, and is attracted to either the bait or the habitat provided by the trap. {Vu et al. 2015}	3
<b>Post-capture mortality</b> (Specific to fishery under assessment)	Retained species	3
<b>Total Susceptibility (multiplicative)</b>		<b>1.43</b>

The PSA score for tigertooth croaker in Vietnamese trap fisheries is calculated as follows:

$$V = \sqrt{P^2 + S^2}$$

$$V = \sqrt{(1.43^2 + 1.43^2)}$$

$$V = 2.02$$

## Factor 2.2 - Fishing Mortality

### Gulf of Siam (Gulf of Thailand) | Pacific, Western Central | Traps | Vietnam

#### Moderate Concern

The impact of the blue swimming crab fishery on tigertooth croaker is unknown, so it is considered a moderate concern.

## Tropical sand goby

### Factor 2.1 - Abundance

#### Gulf of Siam (Gulf of Thailand) | Pacific, Western Central | Traps | Vietnam

#### Moderate Concern

There is no stock assessment of tropical sand goby (*Acentrogobius caninus*) from Vietnamese waters. Based on the SFW PSA score (2.03), the species is deemed low vulnerability. The detailed scoring is shown in the Justification. Because of the lack of a stock assessment, and this species' low vulnerability, we have scored tropical sand goby abundance a moderate concern.

#### Justification:

Productivity-Susceptibility Analysis:

### Scoring Guidelines

1) Productivity score ( $P$ ) = average of the productivity attribute scores ( $p1, p2, p3, p4$  [finfish only],  $p5$  [finfish only],  $p6, p7$ , and  $p8$  [invertebrates only])

2) Susceptibility score ( $S$ ) = product of the susceptibility attribute scores ( $s1, s2, s3, s4$ ), rescaled as follows:  $S = (s1 \times s2 \times s3 \times s4 - 1) \div 40 + 1$ .

3) Vulnerability score ( $V$ ) = the Euclidean distance of  $P$  and  $S$  using the following formula:  $V = \sqrt{(P^2 + S^2)}$

Productivity Attribute	Relevant Information	Score (1 = low, 2 = medium, 3 = high)
Average age at maturity	<5 years {Mehanna et al. 2014}	1
Average maximum age	<10 years {Mehanna et al. 2014}	1
Fecundity	100 to 20,000 eggs/year (Froese and Pauly 2016)	2
Average maximum size (fish only)	<100 cm (Froese and Pauly 2016)	1
Average size at maturity (fish only)	<40 cm (Froese and Pauly 2016)	1
Reproductive strategy	Demersal egg layer {Ha et al. 2015}	2
Trophic level	3.5 (Froese and Pauly 2016)	3
Density dependence (invertebrates only)	—	—
<b>Total Productivity (average)</b>		<b>1.57</b>

Susceptibility Attribute	Relevant Information	Score (1 = low, 2 = medium, 3 = high)
<b>Areal overlap</b> (Considers all fisheries)	<10% overlap {Ha et al. 2015}	1
<b>Vertical overlap</b> (Considers all fisheries)	Medium overlap with fishing gear {Ha et al. 2015}	2
<b>Selectivity of fishery</b> (Specific to fishery under assessment)	Can enter and easily escape from the trap, but is attracted to the trap (e.g., does eat the bait, or trap is attractive as habitat) {Ha et al. 2015}	2
<b>Post-capture mortality</b> (Specific to fishery under assessment)	Retained species	3
<b>Total Susceptibility (multiplicative)</b>		<b>1.28</b>

The PSA score for tropical sand goby in Vietnamese trap fisheries is calculated as follows:

$$\text{Vulnerability (V)} = \sqrt{(P^2 + S^2)}$$

$$V = \sqrt{(1.57^2 + 1.28^2)}$$

$$V = 2.03$$

## **Factor 2.2 - Fishing Mortality**

### **Gulf of Siam (Gulf of Thailand) | Pacific, Western Central | Traps | Vietnam**

#### **Moderate Concern**

The impact of the blue swimming crab fishery on tropical sand goby is unknown; therefore, it is considered a moderate concern.

## **Factor 2.3 - Discard Rate/Landings**

### **Gulf of Siam (Gulf of Thailand) | Pacific, Western Central | Gillnets and entangling nets | Vietnam**

#### **< 100%**

All bycatch species in bottom-set gillnet fisheries are retained, dead or alive. Therefore, a modifying factor of 1 is used.

### **Gulf of Siam (Gulf of Thailand) | Pacific, Western Central | Pots | Vietnam**

#### **< 100%**

All bycatch species in crab traps are retained, dead or alive. There is not much information regarding bait use; however, in general, small amounts of fish pieces are thought to be used, so we have chosen a modifying factor of 1.

### **Gulf of Siam (Gulf of Thailand) | Pacific, Western Central | Traps | Vietnam**

#### **< 100%**

All bycatch species in crab traps are retained, dead or alive. There is not much information regarding bait use; however, in general, small amounts of fish pieces are thought to be used, so we have chosen a modifying factor of 1.

### Criterion 3: Management Effectiveness

Five factors are evaluated in Criterion 3: Management Strategy and Implementation, Bycatch Strategy, Scientific Research/Monitoring, Enforcement of Regulations, and Inclusion of Stakeholders. Each is scored as either 'highly effective', 'moderately effective', 'ineffective,' or 'critical'. The final Criterion 3 score is determined as follows:

- 5 (Very Low Concern) — Meets the standards of 'highly effective' for all five factors considered.
- 4 (Low Concern) — Meets the standards of 'highly effective' for 'management strategy and implementation' and at least 'moderately effective' for all other factors.
- 3 (Moderate Concern) — Meets the standards for at least 'moderately effective' for all five factors.
- 2 (High Concern) — At a minimum, meets standards for 'moderately effective' for Management Strategy and Implementation and Bycatch Strategy, but at least one other factor is rated 'ineffective.'
- 1 (Very High Concern) — Management Strategy and Implementation and/or Bycatch Management are 'ineffective.'
- 0 (Critical) — Management Strategy and Implementation is 'critical'.

The Criterion 3 rating is determined as follows:

- **Score >3.2=Green or Low Concern**
- **Score >2.2 and ≤3.2=Yellow or Moderate Concern**
- **Score ≤2.2 = Red or High Concern**

Rating is Critical if Management Strategy and Implementation is Critical.

#### Guiding principle

- The fishery is managed to sustain the long-term productivity of all impacted species.

Five factors are evaluated in Criterion 3: Management Strategy and Implementation, Bycatch Strategy, Scientific Research/Monitoring, Enforcement of Regulations, and Inclusion of Stakeholders. Each is scored as either 'highly effective', 'moderately effective', 'ineffective,' or 'critical'. The final Criterion 3 score is determined as follows:

### Criterion 3 Summary

FISHERY	MANAGEMENT STRATEGY	BYCATCH STRATEGY	RESEARCH AND MONITORING	ENFORCEMENT	INCLUSION	SCORE
Gulf of Siam (Gulf of Thailand)   Pacific, Western Central   Gillnets and entangling nets   Vietnam	Ineffective	Ineffective	Ineffective	Ineffective	N/A	<b>Red (1.000)</b>
Gulf of Siam (Gulf of Thailand)   Pacific, Western Central   Pots   Vietnam	Ineffective	Ineffective	Ineffective	Ineffective	N/A	<b>Red (1.000)</b>
Gulf of Siam (Gulf of Thailand)   Pacific, Western Central   Traps   Vietnam	Ineffective	Ineffective	Ineffective	Ineffective	N/A	<b>Red (1.000)</b>

## Criterion 3 Assessment

### SCORING GUIDELINES

#### Factor 3.1 - Management Strategy and Implementation

*Considerations: What type of management measures are in place? Are there appropriate management goals, and is there evidence that management goals are being met? Do managers follow scientific advice? To achieve a highly effective rating, there must be appropriately defined management goals, precautionary policies that are based on scientific advice, and evidence that the measures in place have been successful at maintaining/rebuilding species.*

#### Factor 3.2 - Bycatch Strategy

*Considerations: What type of management strategy/measures are in place to reduce the impacts of the fishery on bycatch species and when applicable, to minimize ghost fishing? How successful are these management measures? To achieve a Highly Effective rating, the fishery must have no or low bycatch, or if there are bycatch or ghost fishing concerns, there must be effective measures in place to minimize impacts.*

#### Factor 3.3 - Scientific Research and Monitoring

*Considerations: How much and what types of data are collected to evaluate the fishery's impact on the species? Is there adequate monitoring of bycatch? To achieve a Highly Effective rating, regular, robust population assessments must be conducted for target or retained species, and an adequate bycatch data collection program must be in place to ensure bycatch management goals are met.*

#### Factor 3.4 - Enforcement of Management Regulations

*Considerations: Do fishermen comply with regulations, and how is this monitored? To achieve a Highly Effective rating, there must be regular enforcement of regulations and verification of compliance.*

#### Factor 3.5 - Stakeholder Inclusion

*Considerations: Are stakeholders involved/included in the decision-making process? Stakeholders are individuals/groups/organizations that have an interest in the fishery or that may be affected by the management of the fishery (e.g., fishermen, conservation groups, etc.). A Highly Effective rating is given if the management process is transparent, if high participation by all stakeholders is encouraged, and if there is a mechanism to effectively address user conflicts.*

### **Factor 3.1 - Management Strategy And Implementation**

**Gulf of Siam (Gulf of Thailand) | Pacific, Western Central | Gillnets and entangling nets  
| Vietnam**

**Gulf of Siam (Gulf of Thailand) | Pacific, Western Central | Pots | Vietnam**

**Gulf of Siam (Gulf of Thailand) | Pacific, Western Central | Traps | Vietnam**

#### **Ineffective**

DARD, supported by the Provincial People's Committee, the crab processors and exporters, the fishers, the research institute RIMF, as well as the WWF, have developed a FMP, or CMP (Crab Management Plan), for the Kien Giang blue swimming crab fishery {Poseidon 2015b}. The Crab Advisory Council (CAC), which is made up of all associated stakeholders, coordinates research (supported by RIMF) and provides advice to DARD {Poseidon 2015b}.

Included in the CMP are regulations (Harvest Control Tools) such as: closed fishing seasons, closed fishing areas, a minimum landing size (MLS; 10 cm CW), and minimum mesh sizes for gillnets and traps (nets 120 mm, traps 50 mm, Chinese traps 43 mm). Stock assessments will be carried out every 2 to 3 years and include preliminary limit and target reference points currently based on fishing mortality (however, it will be based on percentage of unexploited biomass in the long-term); further work to address uncertainties, standard errors, and information on bycatch are peer-reviewed by a senior international crab stock assessment consultant {Poseidon 2015a}{Poseidon 2015b}.

In response to the stock officially being declared overfished and undergoing overfishing, the harvest control strategy at present is to rebuild the stock to 50%  $B_{MSY}$ , which will require a reduction in fishing effort of at least 20% {Poseidon 2015a}. Implementation of the harvest control tools will be supported through an educational program to fishers and an outreach to middlemen/collectors {Poseidon 2015a}. The CMP also suggests a limitation on entry licensing. Preliminary efforts have been made to restrict further expansion in the <30 hp vessel sector in order to preserve the sensitive coastal habitat, which is fished by this sub-sector. But, it is possible that the harvest strategy will require further reduction in capacity, and mechanisms need to be evaluated on how to implement these {Poseidon 2015b}.

National policy is seeking to promote a community comanagement structure between government and the community fishers, to share the responsibility and authority for blue swimming crab management {Poseidon 2015a}{Poseidon 2015b}. The idea behind this is partly the result of underlying weaknesses in enforcement of the regulations. Preliminary analysis from RIMF shows that the existing management measures (the minimum landing size and the closed season) are not being applied systematically {Poseidon 2015a}{Poseidon 2015b}. DARD has started to implement the commitment to a 10-cm CW limit by checking crabs at sea, as well as the minimum mesh size regulations, but these regulations are newer and have not been in place long enough to be evaluated {Poseidon 2015a}{Poseidon 2015b}. Because there are concerns regarding the implementation of the management plan stemming from poor compliance and enforcement, we have rated this factor ineffective.

### Factor 3.2 - Bycatch Strategy

**Gulf of Siam (Gulf of Thailand) | Pacific, Western Central | Gillnets and entangling nets | Vietnam**

**Gulf of Siam (Gulf of Thailand) | Pacific, Western Central | Pots | Vietnam**

**Gulf of Siam (Gulf of Thailand) | Pacific, Western Central | Traps | Vietnam**

#### **Ineffective**

There are general blue swimming crab regulations that indirectly apply to bycatch (such as mesh size specifications and closed seasons/areas), but at this time, there are no bycatch-specific management measures in place for the Vietnam blue swimming crab fishery. Most incidental bycatch species are of a low to moderate conservation concern; however, bycatch species that are considered “Vulnerable” or “Near Threatened” according to the IUCN Red List (IUCN 2022) and that require management measures to be in place are: brownbanded bamboo shark (*Chiloscyllium punctatum*), sharpnose stingray (*Dasyatis zugei*), scaly whipray (*Brevitrygon imbricata*), dwarf whipray (*Brevitrygon walga*), and thorny seahorse (*Hippocampus histrix*) (Ha et al. 2018). Poseidon (2015a) states that once these species are added to the Vietnamese Red List of protected species, catches will be continually monitored. Ghost fishing has not yet been quantified. In addition, it is unclear whether sea turtles and dugong, which are ETP species, are commonly caught as bycatch in the gillnet fishery. For all these reasons, this factor is scored ineffective.

### Factor 3.3 - Scientific Research And Monitoring

**Gulf of Siam (Gulf of Thailand) | Pacific, Western Central | Gillnets and entangling nets | Vietnam**

**Gulf of Siam (Gulf of Thailand) | Pacific, Western Central | Pots | Vietnam**

**Gulf of Siam (Gulf of Thailand) | Pacific, Western Central | Traps | Vietnam**

#### **Ineffective**

No recent stock assessments and bycatch data have been published since 2018. There also appears to be no monitoring in place to ensure that the stock is maintained at a healthy level. For these reasons, data collection and monitoring are rated ineffective.

### Factor 3.4 - Enforcement Of Management Regulations

**Gulf of Siam (Gulf of Thailand) | Pacific, Western Central | Gillnets and entangling nets | Vietnam**

**Gulf of Siam (Gulf of Thailand) | Pacific, Western Central | Pots | Vietnam**

**Gulf of Siam (Gulf of Thailand) | Pacific, Western Central | Traps | Vietnam**

#### **Ineffective**

Because of a serious lack of enforcement capability in the fishery, the implementation of a minimum landing size was poorly enforced, and undersized crabs were seen on sale in village markets {pers comm., Osmond, M. 2023}. Hence, this factor has been scored ineffective.

**Factor 3.5 - Stakeholder Inclusion**

**Gulf of Siam (Gulf of Thailand) | Pacific, Western Central | Gillnets and entangling nets  
| Vietnam**

**Gulf of Siam (Gulf of Thailand) | Pacific, Western Central | Pots | Vietnam**

**Gulf of Siam (Gulf of Thailand) | Pacific, Western Central | Traps | Vietnam**

**N/A**

## **Criterion 4: Impacts on the Habitat and Ecosystem**

*This Criterion assesses the impact of the fishery on seafloor habitats, and increases that base score if there are measures in place to mitigate any impacts. The fishery's overall impact on the ecosystem and food web and the use of ecosystem-based fisheries management (EBFM) principles is also evaluated. Ecosystem Based Fisheries Management aims to consider the interconnections among species and all natural and human stressors on the environment. The final score is the geometric mean of the impact of fishing gear on habitat score (factor 4.1 + factor 4.2) and the Ecosystem Based Fishery Management score. The Criterion 4 rating is determined as follows:*

- **Score >3.2=Green or Low Concern**
- **Score >2.2 and ≤3.2=Yellow or Moderate Concern**
- **Score ≤2.2 = Red or High Concern**

### **Guiding principles**

- Avoid negative impacts on the structure, function or associated biota of marine habitats where fishing occurs.
- Maintain the trophic role of all aquatic life.
- Do not result in harmful ecological changes such as reduction of dependent predator populations, trophic cascades, or phase shifts.
- Ensure that any enhancement activities and fishing activities on enhanced stocks do not negatively affect the diversity, abundance, productivity, or genetic integrity of wild stocks.
- Follow the principles of ecosystem-based fisheries management.

*Rating cannot be Critical for Criterion 4.*

## **Criterion 4 Summary**

FISHERY	FISHING GEAR ON THE SUBSTRATE	MITIGATION OF GEAR IMPACTS	ECOSYSTEM-BASED FISHERIES MGMT	SCORE
Gulf of Siam (Gulf of Thailand)   Pacific, Western Central   Gillnets and entangling nets   Vietnam	Score: 3	Score: 0	Moderate Concern	<b>Yellow (3.000)</b>
Gulf of Siam (Gulf of Thailand)   Pacific, Western Central   Pots   Vietnam	Score: 3	Score: 0	Moderate Concern	<b>Yellow (3.000)</b>
Gulf of Siam (Gulf of Thailand)   Pacific, Western Central   Traps   Vietnam	Score: 3	Score: 0	Moderate Concern	<b>Yellow (3.000)</b>

### **Criterion 4 Assessment**

#### SCORING GUIDELINES

Factor 4.1 - Physical Impact of Fishing Gear on the Habitat/Substrate

Goal: The fishery does not adversely impact the physical structure of the ocean habitat, seafloor or associated biological communities.

- 5 - Fishing gear does not contact the bottom

- 4 - Vertical line gear
- 3 - Gears that contacts the bottom, but is not dragged along the bottom (e.g. gillnet, bottom longline, trap) and is not fished on sensitive habitats. Or bottom seine on resilient mud/sand habitats. Or midwater trawl that is known to contact bottom occasionally. Or purse seine known to commonly contact the bottom.
- 2 - Bottom dragging gears (dredge, trawl) fished on resilient mud/sand habitats. Or gillnet, trap, or bottom longline fished on sensitive boulder or coral reef habitat. Or bottom seine except on mud/sand. Or there is known trampling of coral reef habitat.
- 1 - Hydraulic clam dredge. Or dredge or trawl gear fished on moderately sensitive habitats (e.g., cobble or boulder)
- 0 - Dredge or trawl fished on biogenic habitat, (e.g., deep-sea corals, eelgrass and maerl)  
Note: When multiple habitat types are commonly encountered, and/or the habitat classification is uncertain, the score will be based on the most sensitive, plausible habitat type.

#### Factor 4.2 - Modifying Factor: Mitigation of Gear Impacts

Goal: Damage to the seafloor is mitigated through protection of sensitive or vulnerable seafloor habitats, and limits on the spatial footprint of fishing on fishing effort.

- +1 —>50% of the habitat is protected from fishing with the gear type. Or fishing intensity is very low/limited and for trawled fisheries, expansion of fishery's footprint is prohibited. Or gear is specifically modified to reduce damage to seafloor and modifications have been shown to be effective at reducing damage. Or there is an effective combination of 'moderate' mitigation measures.
- +0.5 —At least 20% of all representative habitats are protected from fishing with the gear type and for trawl fisheries, expansion of the fishery's footprint is prohibited. Or gear modification measures or other measures are in place to limit fishing effort, fishing intensity, and spatial footprint of damage caused from fishing that are expected to be effective.
- 0 —No effective measures are in place to limit gear impacts on habitats or not applicable because gear used is benign and received a score of 5 in factor 4.1

#### Factor 4.3 - Ecosystem-Based Fisheries Management

Goal: All stocks are maintained at levels that allow them to fulfill their ecological role and to maintain a functioning ecosystem and food web. Fishing activities should not seriously reduce ecosystem services provided by any retained species or result in harmful changes such as trophic cascades, phase shifts or reduction of genetic diversity. Even non-native species should be considered with respect to ecosystem impacts. If a fishery is managed in order to eradicate a non-native, the potential impacts of that strategy on native species in the ecosystem should be considered and rated below.

- 5 — Policies that have been shown to be effective are in place to protect species' ecological roles and ecosystem functioning (e.g. catch limits that ensure species' abundance is maintained at sufficient levels to provide food to predators) and effective spatial management is used to protect spawning and foraging areas, and prevent localized depletion. Or it has been scientifically demonstrated that fishing practices do not have negative ecological effects.
- 4 — Policies are in place to protect species' ecological roles and ecosystem functioning but have not proven to be effective and at least some spatial management is used.
- 3 — Policies are not in place to protect species' ecological roles and ecosystem functioning but

*detrimental food web impacts are not likely or policies in place may not be sufficient to protect species' ecological roles and ecosystem functioning.*

- *2 — Policies are not in place to protect species' ecological roles and ecosystem functioning and the likelihood of detrimental food impacts are likely (e.g. trophic cascades, alternate stable states, etc.), but conclusive scientific evidence is not available for this fishery.*
- *1 — Scientifically demonstrated trophic cascades, alternate stable states or other detrimental food web impact are resulting from this fishery.*

#### **Factor 4.1 - Impact of Fishing Gear on the Habitat/Substrate**

**Gulf of Siam (Gulf of Thailand) | Pacific, Western Central | Gillnets and entangling nets | Vietnam**

**Gulf of Siam (Gulf of Thailand) | Pacific, Western Central | Pots | Vietnam**

**Gulf of Siam (Gulf of Thailand) | Pacific, Western Central | Traps | Vietnam**

##### **Score: 3**

Most blue swimming crab fishing with crab pots/traps and bottom-set gillnets is reported to be across sandy and muddy substrates, because mature crabs are most commonly found in these habitats (Ha et al. 2014). According to the SFW criteria, pots/traps and bottom-set gillnets fished over sand/mud (not on rocky reef/boulder and corals) are scored 3 out of 5.

#### **Factor 4.2 - Modifying Factor: Mitigation of Gear Impacts**

**Gulf of Siam (Gulf of Thailand) | Pacific, Western Central | Gillnets and entangling nets | Vietnam**

**Gulf of Siam (Gulf of Thailand) | Pacific, Western Central | Pots | Vietnam**

**Gulf of Siam (Gulf of Thailand) | Pacific, Western Central | Traps | Vietnam**

##### **Score: 0**

There are no gear-specific modifications to reduce impacts to the seafloor; however, there are a number of closed areas/seasons in the blue swimming crab fishery, which serve to decrease the impact of blue swimming crab fishing gear on the ecosystem. Because it is unlikely that seasonal closures result in a better-quality habitat, we have scored this factor with no effective mitigation.

#### **Factor 4.3 - Ecosystem-based Fisheries Management**

**Gulf of Siam (Gulf of Thailand) | Pacific, Western Central | Gillnets and entangling nets | Vietnam**

**Gulf of Siam (Gulf of Thailand) | Pacific, Western Central | Pots | Vietnam**

**Gulf of Siam (Gulf of Thailand) | Pacific, Western Central | Traps | Vietnam**

##### **Moderate Concern**

Blue swimming crab is often considered an opportunistic, bottom-feeding carnivore and scavenger. It primarily consumes various sessile and slow-moving prey such as worms, mollusks, and crustaceans (Batoy et al. 1987), as well as smaller fish, but not much is known about the role of blue swimming crab as prey in Vietnamese waters. In Australia, blue swimming crab is prey to turtles, sharks, rays, large fish, birds, and other blue swimming crabs (GWA DOF 2011). Intense fishing pressure on blue swimming crab could alter the trophic structure and species composition by reducing predation on crab prey, and/or by reducing food for higher-level predators.

Although the CMP promotes the ecosystem-based approach to fisheries management, the full extent of the blue swimming crab fishery's impacts on the ecosystem is also not well known. The effects of

the fishery on the ecosystem are thought to include ghost fishing, and traps without escape vents and biodegradable panels (which could allow small incidental species and juvenile crabs to escape). In addition, it is unclear whether ETP species such as sea turtles and dugong are commonly caught in the gillnet fishery.

The Vietnam blue swimming crab CMP policies are in place to protect ecosystem functioning and account for capture species' ecological roles, but have not yet proved to be effective. Because the full extent of the Vietnam blue swimming crab fishery's impact on the ecosystem is unknown, we have deemed this factor a moderate concern.

## **Acknowledgements**

*Scientific review does not constitute an endorsement of the Seafood Watch® program, or its seafood recommendations, on the part of the reviewing scientists. Seafood Watch® is solely responsible for the conclusions reached in this report.*

*Seafood Watch would like to thank Michael Osmond from World Wildlife Fund and one anonymous reviewer for graciously reviewing this report for scientific accuracy.*

## **References**

Batoy, C., J. Sarmago, B. Pilapil. 1987. Breeding Season, Sexual Maturity and Fecundity of the Blue Crab, *Portunus pelagicus* (L.) in selected coastal waters in Leyte and vicinity, Philippines. *Annals of Tropical Research*, 9,157-177.

BFAR (Bureau of Fisheries and Aquatic Resources, Department of Aquaculture). 2012. The Philippine Blue Swimming Crab Management Plan. 31pp. Available at:  
[http://www.bfar.da.gov.ph/new/announcement\\_archive/1Final%20Approved%20Version%20BSCMP%20January%2024%202013.pdf](http://www.bfar.da.gov.ph/new/announcement_archive/1Final%20Approved%20Version%20BSCMP%20January%2024%202013.pdf).

Chembian, J.A., S. Mathew. 2011. Migration and Spawning Behavior of the Pharaoh Cuttlefish, *Sepia pahaonis* Ehrenberg, 1831 Along the South-west Coast of India. *Indian Journal of Fisheries Biology* 58:3, 1-8.

complete.

Creech, S. 2013. Final Report: Sri Lanka Blue Swimming Crab Fishery Assessment. Submitted to Seafood Exporters' Association of Sri Lanka. Revised on May 28, 2014. 81 pp.

Creech, S., J. Bandara, D.de Silva. 2016. Project Proposal: An assessment of the ecological impact (habitats & ecosystem) of the blue swimming crab (*Portunus pelagicus*) fishery in the Palk Bay (Bay of Bengal), Sri Lanka. Sri Lankan Blue Swimming Crab Fishery Improvement Project. 11pp.

Dolawaththage, D.D.W. 2015. Assessing The Ecological Impact of the *Portunus pelagicus* Fishery in Pesalai (Mannar District). Undergraduate thesis in the Department of Animal Science, Uva Wellassa University. 79pp.

FAO. 2005. *Sepiella inermis*. FAO Species Catalogue for Fishery Purposes 4:1. Available at:  
<ftp://ftp.fao.org/docrep/fao/009/a0150e/a0150e16.pdf>.

FAO. 2016a. Species Fact Sheet: *Portunus pelagicus*. Available at:  
<http://www.fao.org/fishery/species/2629/en>.

Fishery Progress. 2023. Vietnam blue swimming crab - bottom gillnet/pot/trap. Available at:  
<https://fisheryprogress.org/fip-profile/vietnam-blue-swimming-crab-bottom-gillnetpottrap> Accessed June 15, 2023.

Food and Agricultural Organization. 2022. Fisheries and Aquaculture: *Portunus pelagicus* (Linnaeus, 1758).

Food and Agriculture Organization 2022. FishStatJ v4.02.07. Accessed from:  
<https://www.fao.org/fishery/en/statistics/software/fishstatj/en>

Froese, R., D. Pauly. 2016. Editors of Fishbase. World Wide Web electronic publication. Available at:  
[www.fishbase.org](http://www.fishbase.org), version (01/2016).

Germano, B. P., J.L.F. Melgo, J.C. Evangelio. 2006. Population, Reproduction and Fishery Biology of the Blue Crab *Portunus pelagicus* (Linnaeus 1758) in Eastern Visayas. Terminal Report, Volume 3. AFMA – Invertebrate Project of Leyte State University (LSU) and the Department of Agriculture – Bureau of Agriculture Research (DA-BAR). 116 pp.

GWA DOF (Government of Western Australia, Department of Fisheries). 2011. Fisheries Fact Sheet: Blue Swimmer Crab. Available at:  
[http://www.fish.wa.gov.au/Documents/recreational\\_fishing/fact\\_sheets/fact\\_sheet\\_blue\\_swimmer.pdf](http://www.fish.wa.gov.au/Documents/recreational_fishing/fact_sheets/fact_sheet_blue_swimmer.pdf).

Ha, V. V. T. U. Nhan, T. V. Cuong and N. S. Doan. 2018. Stock and fishery assessment report of blue swimming crab *Portunus pelagicus* (Linnaeus, 1758) in Kien Giang, Viet Nam in 2017.

Ha. V.V., T.H. Nhan, T.V. Cuong, N.S. Doan. 2014. Stock And Fishery Assessment Report Of Blue Swimming Crab *Portunus pelagicus* (Linnaeus, 1758) in Kien Giang Waters, Viet Nam. DMFR. January. 52pp.

Ingles, J.A. 1996. The crab fishery off Bantayan, Cebu, Philippines. Report submitted to the Philippine Council for Marine and Aquatic Resources Research and Development. Institute of Marine Fisheries and Oceanology, University of the Philippines- Visayas, Iloilo, Philippines. 34pp.

International Union for Conservation of Nature. 2022. The IUCN Red List of Threatened Species. Version 2022-1. Available at: [www.iucnredlist.org](http://www.iucnredlist.org). Downloaded on 20 October 2022.

IUCN. 2016. The IUCN Red List of Threatened Species. Version 2015-4. Available at: [www.iucnredlist.org](http://www.iucnredlist.org). Downloaded on 13 June 2016.

Josileen J., N. G. Menon. 2007. Fishery and Growth Parameters of the Blue Swimmer Crab *Portunus pelagicus* (Linnaeus, 1758) along the Mandapam Coast, India. Journal Marine Biological Association of India 49:2, 159-165.

Kailola P. J., Williams M. J., Stewart P. C., Reichelt R. E., McNee A. and Grieve C. 1993. Australian Fisheries Resources. Bureau of Resource Sciences and Fisheries Research and Development Corporation, Canberra.

Kangas, M. I. 2000. Synopsis of the Biology and Exploitation of the Blue Swimmer Crab, *Portunus pelagicus* Linnaeus, in Western Australia. Fisheries Research Report 121, 1-22.

Lai, J. C. Y, P. K. L Ng, and P. J. F Davie. 2010. A revision of the *Portunus pelagicus* (Linnaeus, 1758) species complex (Crustacea: Brachyura: Portunidae), with the recognition of four species. The Raffles Bulletin of Zoology 58:2, 199-237.

National Marine Fisheries Service. 2022. US foreign trade data. Accessed from:  
<https://www.fisheries.noaa.gov/foss/f?p=215:2:30851511883444::NO::>

National Marine Fisheries Service. 2022b. US foreign trade data: Portunid imports from Vietnam into the U.S. Accessed from: <https://www.fisheries.noaa.gov/foss/f?p=215:2:30851511883444::NO::>

NFICC (National Fisheries Institute Crab Council). 2016. Projects for Blue Swimming Crabs; Philippines. Available at: <http://www.committedtocrab.org/projects/philippine-blue-swimming-crab-fishery-improvement-project/>.

NOAA (National Oceanic and Atmospheric Administration). 2016. Sea Turtles. Available at: <http://www.nmfs.noaa.gov/pr/species/turtles/>.

Poseidon ARM Ltd. 2010. Blue swimming Crab Scoping for Fishery Improvement Project: Kien Giang Province, Vietnam. Final Report. Richard Banks, Poseidon Aquatic Resource Management Ltd. 22 April.

Poseidon ARM Ltd. 2015b. Blue Swimming Crab (*Portunus pelagicus*) Fishery Management Plan: Kien Giang Province, Vietnam. Final Report. Richard Banks, Poseidon Aquatic Resource Management Ltd. November. 35pp.

Sea Fare Group. 2011. Quantification and Market Analysis of the Top 30 Seafood Species/Categories Consumed in the U.S. Prepared by Sea Fare Group for Monterey Aquarium Seafood Watch®, March 15, 2011.

Tuuli, C.D., Y. Sadovy de Mitcheson, M. Liu. 2011. Reproductive Biology of the Griffin Croaker *Pennahia* anea in the Northern South China Sea. *Ichthyological Research* 58, 302–309.

## **Appendix A: Review Schedule**

## **Appendix B: 2023 Update Summary**

Updates to the Blue Swimming Crab Vietnam report:

Updates to the December 19, 2018 Blue Swimming Crab report were made on March 24, 2022. The report was updated in version 3 of the Seafood Watch Fisheries Standard. **The overall ratings for the blue swimming crab gillnet, pot, and trap fisheries in Vietnam are still Red.** Additional updates, if any, are described below.

### **Criterion 1**

Blue swimming crab remained Red for Criterion 1. Although an updated stock assessment was conducted in 2018, no biological reference points were specified, so a productivity-susceptibility analysis (PSA) was used for abundance (Factor 1.1) and the rating remained a high concern. Fishing mortality (Factor 1.2) also remained a high concern, which indicates that overfishing is occurring.

### **Criterion 2**

Although recent catch composition data were available, the new information has not been incorporated into the text of this assessment because it does not change the rating of Criterion 2, which remains Red. Catch composition data have been analyzed from (Ha et al. 2018). In addition, the Seafood Watch Unknown Bycatch Matrix has been applied to Criterion 2 because the catch composition data are incomplete. The following species were identified as main species:

**Gillnets and entangling nets:** Sharpnose stingray (*Dasyatis zugei*), scaly whipray (*Himantura imbricata*), *Himantura walga*, brownbanded bamboo shark (*Chiloscyllium punctatum*), thorny seahorse (*Hippocampus histrix*), noble volute snail (*Cymbiola nobilis*), finfish, forage fish, marine mammals, sea turtles, seabirds, and sharks.

**Chinese traps:** *Himantura walga*, tropical sand goby (*Acentrogobius caninus*), scaly whipray (*Himantura imbricata*), goatee croaker (*Dendrophysa russelii*), *Sillago sihama*, thorny seahorse (*Hippocampus histrix*), smoothshelled swimming crab (*Charybdis affinis*), benthic invertebrates, corals and other biogenic habitats, finfish, and marine mammals.

**Pots:** Smoothshelled swimming crab (*Charybdis affinis*), *Charybdis natator*, benthic invertebrates, corals and other biogenic habitats, finfish, and marine mammals.

<b>Fishery</b>	<b>Lowest C2.1 score</b>	<b>Lowest C2.2 score</b>	<b>C2.3</b>	<b>C2 score</b>
Gillnets	1.000	1.000	1	1.000
Chinese traps	1.000	1.000	1	1.000
Pots	1.000	1.000	1	1.000

### **Criterion 3**

There was no improvement in the overall Criterion 3 score, which remained Red. But, new information and

an ineffective rating were added to Research and Monitoring (Factor 3.3) and Enforcement of Management Regulations (Factor 3.4).

**Rating review summary table:**

<b>Report:</b>		
Blue swimming crab (Vietnam)		
<b>Criteria</b>	<b>Previous report (2018)</b>	<b>Current report (2022)</b>
Who conducted the stock assessment? When was it conducted?	Department of Marine Fisheries Resources Research & Research Institute for Marine Fisheries; {Ha et al. 2015}.	Department of Marine Fisheries Resources Research & Research Institute for Marine Fisheries; {Ha et al. 2015} (Ha et al. 2018).
Where/what are the catch composition data source(s)?	{Ha et al. 2015}	(Ha et al. 2018)
Who manages the fishery?	Department of Agriculture and Rural Development (DARD), the Crab Advisory Council (CAC).	DARD and CAC
What is the date of the published management plan?	2015	2015
Are there any updates or amendments?	The detailed Crab Management Plan was outlined in {Poseidon 2015b}.	No